



care®

CARE INTERNATIONAL

TOPOGRAPHY REPORT

2008

**CARE International Secretariat
Geneva, June 2009**

CONTENTS

ACRONYMS AND TERMINOLOGY	3
INTRODUCTION	4
1. CARE INTERNATIONAL “KEY” FIGURES	5
2. COUNTRIES WITH CARE PROGRAMMING IN FY08	6
3. FINANCIAL INFORMATION	8
3.1. CARE INTERNATIONAL TOTAL SUPPORT	8
3.2. EXPENSES	8
3.3. COMBINED STATEMENT OF ACTIVITY AND NET ASSETS	9
3.4. EMERGENCY EXPENDITURE	10
3.5. REGIONAL EXPENDITURE	11
3.6. CARE’S 10 LARGEST COUNTRY OFFICES ACCORDING TO EXPENDITURE	11
4. CARE’S PROJECTS	12
4.1. PROJECTS BY TYPE	12
4.2. PROJECTS BY SECTOR	13
4.3. PROJECTS BY REGION	14
4.4. PROJECTS BY AREA	15
4.5. DELIVERY METHOD	16
5. PEOPLE SERVED BY CARE IN FY08	17
5.1. PEOPLE SERVED BY CARE	17
5.2. PARTICIPANTS BY SECTOR	18
6. STAFF FIGURES	19
6.1. OVERALL STAFF FIGURES	19
6.2. REGIONAL BREAKDOWN OF STAFF FIGURES	20
7. AFRICA	24
8. ASIA	31
9. LATIN AMERICA AND THE CARIBBEAN	35
10. MIDDLE EAST AND EUROPE	39
11. ADDITIONAL RESOURCES	43

ACRONYMS AND TERMINOLOGY

List of Acronyms

ANR	Agriculture and Natural Resources
ARMU	Asia Regional Management Unit
BGE	Basic and Girls' Education
CSS	Civil Society support
ECARMU	East and Central Africa Regional Management Unit
LACRMU	Latin America and the Caribbean Regional Management Unit
MEERMU	Middle East and Europe Regional Management Unit
NFIs	Non-food items
SEAD	Small Economic Development Activity
SWARMU	South and West Africa Regional Management Unit

Terminology

Please note that in this report, we use CARE and CARE International interchangeably to describe the CARE International confederation.

FY08 – “Fiscal year 2008” refers to the period July 2007 to June 2008.

INTRODUCTION

Dear Reader,

Welcome to the 2008 CARE International Topography Report, which is the first to be produced by the CI Secretariat since 2006.

The report covers the year ending 30 June 2008, and provides for that period a reasonably detailed overview of CARE's work: what we did and to what effect; where we worked; how much we spent; and how many people we employed. The report draws freely on a range of data sources that inevitably vary to some degree in their respective collection methodologies and periods. This means that while the report is essentially accurate, there is also an impressionistic quality to some of the data – whether because of its method of collection, or because its period does not correspond exactly to the year ending June 2008.

Specifically, the data used in this report comes from four principal sources:

- Most financial information was extracted from the *2008 CI Facts and Figures* compiled by the CI Secretariat on the basis of CI Members' audited accounts. This document was produced in May 2009 and covers the year ending 30 June 2008.
- Information on projects, beneficiaries and sectors of activity are taken from the C-PIN survey and the *C-PIN Survey report* (released in December 2008 for the year ending 30 June 2008). C-PIN is a large and systematic programme information survey carried out on a yearly basis by the Program Impact Knowledge and Learning Unit in CARE USA, on behalf of CI as a whole.
- Detailed staff figures were gathered by the CI Safety and Security Unit in February 2009, and were therefore available only as a snap-shot midway through FY09.
- Finally, overall staff numbers for FY08 and Country Office budget information were obtained through an informal survey carried out by CARE International UK in September 2008. Please note these figures remain approximate.

The picture generated by the Topography Report is therefore a credible one. It is a picture of a large and diverse organisation working against extreme poverty and humanitarian need across the globe through a range of programmatic and sectoral interventions. It shows CARE touching the lives of 55 million poor people in 70 countries through the work of its 14,000-plus staff and the mobilisation of financial resources with a value of \$886 million. It's an impressive picture of which all of us fortunate to work for CARE should be very proud indeed.

This Topography Report remains a work in progress, however, and in future years we hope to be able to realise further improvements and still greater accuracy. To help us in this please let us have your feedback and comments: What did you find interesting or helpful about the report? What else should we try to include? And are there things that you don't like about the report? Please do not hesitate to contact us!

Finally, we would like to extend our appreciation all the CI member and country office staff that contributed to the report. Special thanks in this regard are due to Clark Efaw of CARE USA, Dörte Hempfing and Carine Prestat of the CI Secretariat, and Jennifer Swan of CARE International UK.

With best wishes

Howard Bell
Deputy Secretary General
CI Secretariat
bell@careinternational.org

Hélène Ponpon
Information Officer
CI Secretariat
ponpon@careinternational.org

1. CARE INTERNATIONAL “KEY” FIGURES

In the year ending June 2008:

- CARE worked in **70 countries**, either directly or through partners.
- CARE’s total support amounted to **\$886,238,000**.
- CARE employed almost **14,000 staff worldwide**, including international staff in the field and staff in headquarters. 96% of CARE employees were citizens of the country where they worked (at the beginning of 2009).
- **1,139 CARE projects** worldwide **served a total of 55 million people, of which 55% were women**. According to **UNDP**, 60 percent of the world's poorest people are women and girls.
- CARE and our partners reached more than 35 million people with information and services to protect their **health**, plan their families and raise healthy children.
- Our programmes helped almost 7 million people prevent the spread of **HIV/AIDS** and reduce the negative socio-economic consequences of the epidemic.
- CARE’s **education** programmes helped 9 million students gain the skills they need to succeed, and removed barriers to school attendance – especially for girls.
- Our **economic development** programmes provided 10 million people with training and support to save money, gain access to credit and start their business.
- For more than 11 million people, CARE’s **water and sanitation** programmes increased access to safe water and improved health and hygiene practices.
- 10 million people participated in CARE projects to improve crop production, increase income, adapt to a changing climate and sustainably manage **natural resources**.
- Our **emergency** preparedness and response programmes reached more than 11 million people, with special emphasis on the needs of the most vulnerable: women, children and the elderly.

The numbers listed here exceed the total number of participants because many CARE projects incorporate more than one programming sector.

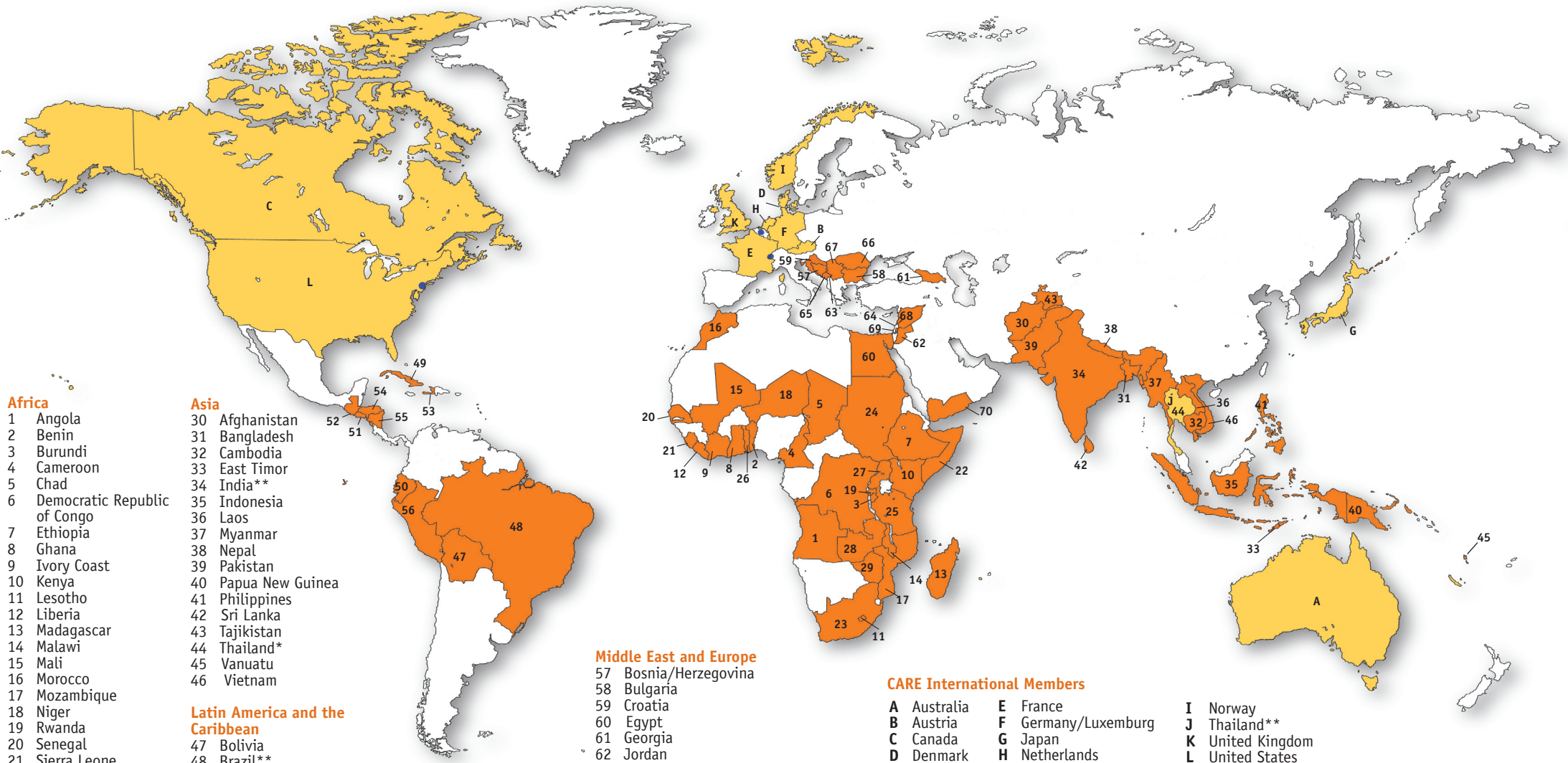
In comparison,

- *CARE worked in 69 countries in FY07.*
- *In FY07, CARE International total support amounted to \$785,146,000.*
- *The total number of projects in FY08 went up from 1,017 projects in FY07.*
- *In FY08, CARE served roughly the same number of people as in FY06, but 10 million less than in FY07.*

2. COUNTRIES WITH CARE PROGRAMMING IN FY08

1. Afghanistan
2. Angola
3. Bangladesh
4. Benin
5. Bolivia
6. Bosnia and Herzegovina
7. Brazil
8. Bulgaria (*through partner*)
9. Burundi
10. Cambodia
11. Cameroon (*Limited presence*)
12. Chad
13. Cote D'Ivoire
14. Croatia
15. Cuba
16. Democratic Republic of Congo
17. Ecuador
18. Egypt
19. El Salvador
20. Ethiopia
21. Georgia
22. Ghana
23. Guatemala
24. Haïti
25. Honduras
26. India
27. Indonesia
28. Jordan
29. Kenya
30. Kosovo
31. Laos
32. Lebanon (*no operational project*)
33. Lesotho
34. Liberia
35. Madagascar
36. Malawi
37. Mali
38. Montenegro
39. Morocco (*Limited presence*)
40. Mozambique
41. Myanmar
42. Nepal
43. Nicaragua
44. Niger
45. Pakistan
46. Papua New Guinea
47. Peru
48. Philippines (*through partner*)
49. Romania (*through partner*)
50. Rwanda
51. Senegal
52. Serbia
53. Sierra Leone
54. Somalia
55. South Africa
56. Sri Lanka
57. Sudan
58. Syria (*no operational project*)
59. Tajikistan
60. Tanzania
61. Thailand
62. Timor Leste
63. Togo
64. Uganda
65. Vanuatu (*Limited presence*)
66. Vietnam
67. West Bank Gaza
68. Yemen
69. Zambia
70. Zimbabwe

THE CARE WORLD



Africa

- 1 Angola
- 2 Benin
- 3 Burundi
- 4 Cameroon
- 5 Chad
- 6 Democratic Republic of Congo
- 7 Ethiopia
- 8 Ghana
- 9 Ivory Coast
- 10 Kenya
- 11 Lesotho
- 12 Liberia
- 13 Madagascar
- 14 Malawi
- 15 Mali
- 16 Morocco
- 17 Mozambique
- 18 Niger
- 19 Rwanda
- 20 Senegal
- 21 Sierra Leone
- 22 Somalia
- 23 South Africa
- 24 Sudan
- 25 Tanzania
- 26 Togo
- 27 Uganda
- 28 Zambia
- 29 Zimbabwe

Asia

- 30 Afghanistan
- 31 Bangladesh
- 32 Cambodia
- 33 East Timor
- 34 India**
- 35 Indonesia
- 36 Laos
- 37 Myanmar
- 38 Nepal
- 39 Pakistan
- 40 Papua New Guinea
- 41 Philippines
- 42 Sri Lanka
- 43 Tajikistan
- 44 Thailand*
- 45 Vanuatu
- 46 Vietnam

Latin America and the Caribbean

- 47 Bolivia
- 48 Brazil**
- 49 Cuba
- 50 Ecuador
- 51 El Salvador
- 52 Guatemala
- 53 Haiti
- 54 Honduras
- 55 Nicaragua
- 56 Peru**

Middle East and Europe

- 57 Bosnia/Herzegovina
- 58 Bulgaria
- 59 Croatia
- 60 Egypt
- 61 Georgia
- 62 Jordan
- 63 Kosovo
- 64 Lebanon
- 65 Montenegro
- 66 Romania
- 67 Serbia
- 68 Syria
- 69 West Bank/Gaza
- 70 Yemen

CARE International Members

- | | | |
|--------------------|----------------------------|-------------------------|
| A Australia | E France | I Norway |
| B Austria | F Germany/Luxemburg | J Thailand** |
| C Canada | G Japan | K United Kingdom |
| D Denmark | H Netherlands | L United States |

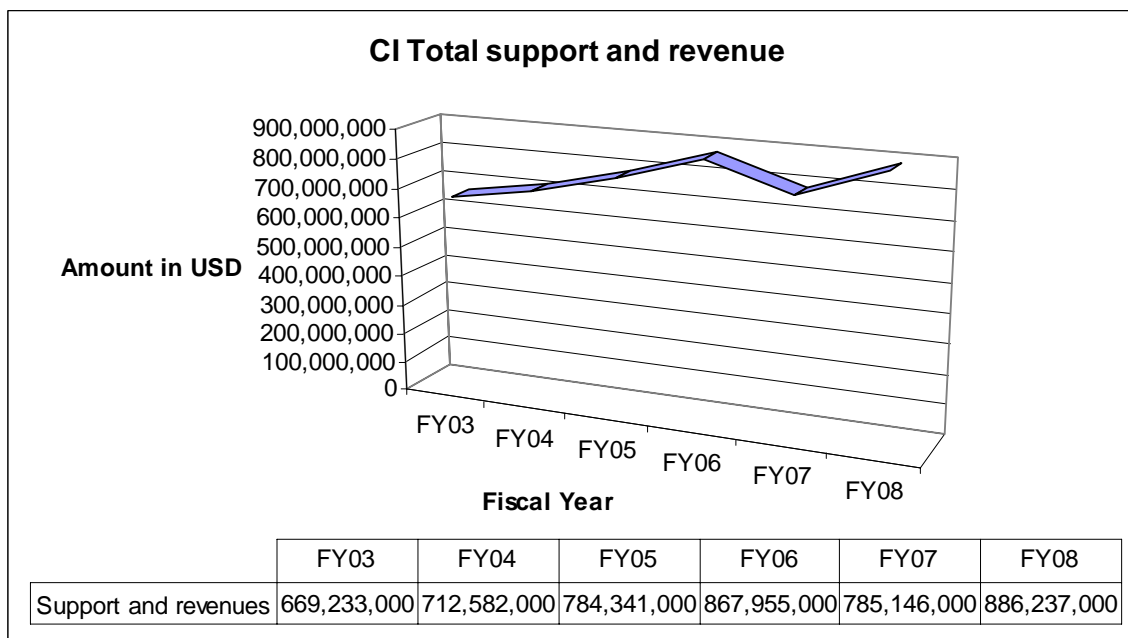
*Thailand is both a member of CARE International and a country with ongoing CARE programming.

**CAREs Brazil, India and Peru are taking steps towards becoming Members of CARE International

- CARE International Member
- Countries with CARE Programming in FY08
- CI Secretariat (Geneva, Brussels, New York)

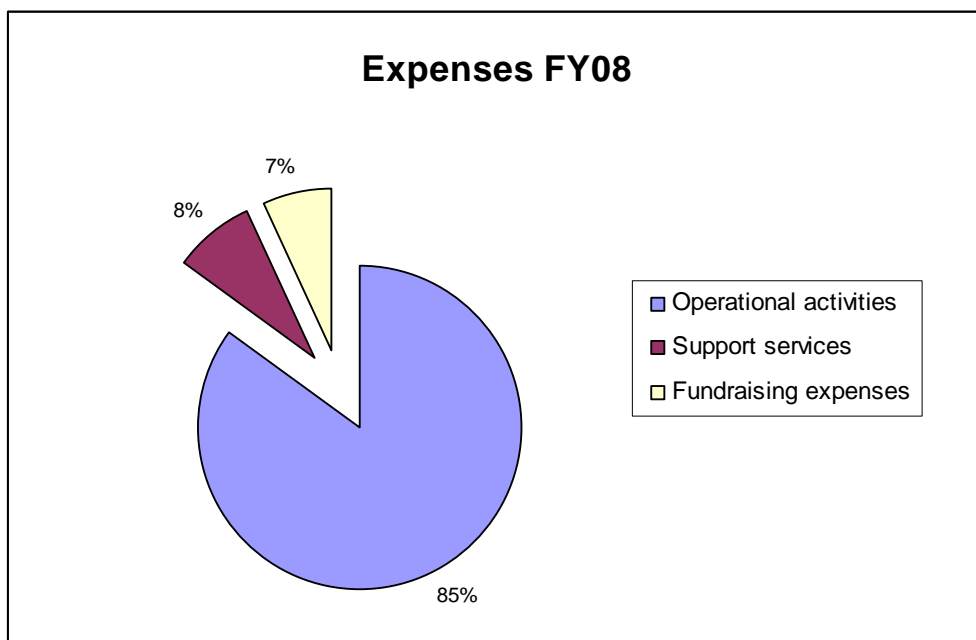
3. FINANCIAL INFORMATION

3.1. CARE International total support



Figures extracted from *CARE Facts and Figures 2004, 2005, 2006, 2007 and 2008.*

3.2. Expenses

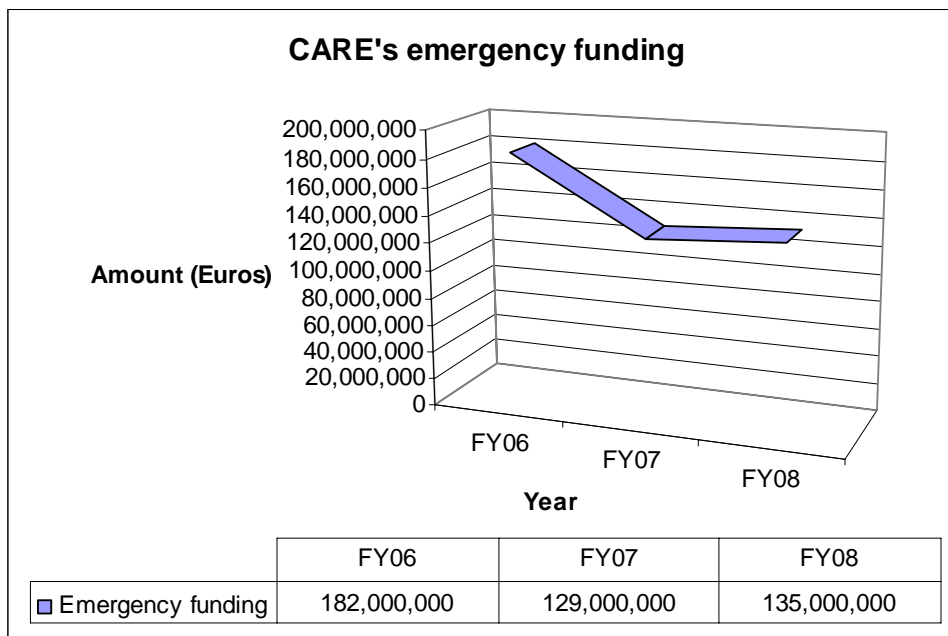


Figures extracted from *CARE Facts and Figures, 2008*

3.3. Combined statement of Activity and net assets*Combined statement of Activity and net assets for the year ended June 30, 2008 – '000 USD*

	CARE Australia	CARE Canada	CARE Danmark	CARE Deutschland	CARE France	CARE Japan	CARE Nederland	CARE Norge	CARE Osterreich	CARE Int'l UK	CARE Raks Thai	CARE USA	CARE Int'l Secretariat	Comb. Adj.	Total 2008	Total 2007
SUPPORT AND REVENUE																
Agricultural commodities	0	0	0	0	0	0	0	0	0	0	0	74,714	0		74,714	45,326
Donor contributions	15,010	7,338	3,141	4,945	10,063	726	3,475	1,729	3,474	10,234	425	149,302	0		209,862	168,862
Programs contracted with member organizations	16,649	54,932	0	0	0	0	0	0	0	0	2,422	147,420	0	-221,423	0	0
Contributions in kind Government and non-governmental agencies grants	764	31,574	0	0	55	0	0	0	0	0	0	694	0		33,087	15,296
Interest and other income	19,742	41,240	12,732	14,445	18,654	1,198	17,645	14,387	13,047	64,420	5,680	321,865	0		545,055	532,494
Administrative support	2,316	2,033	466	726	803	94	293	104	132	1,002	131	13,831	1,588		23,520	23,167
TOTAL SUPPORT AND REVENUE	0	0	0	0	0	0	0	0	0	0	179	0	5,718	-5,897	0	0
	54,481	137,116	16,340	20,116	29,576	2,017	21,413	16,221	16,653	75,656	8,837	707,826	7,306	-227,320	886,238	785,146
EXPENSES																
Development program activities and disaster and emergency relief	46,696	128,901	12,428	19,731	23,585	1,150	16,971	14,181	14,383	60,592	8,162	594,651	1,165	-221,423	721,173	667,249
Supporting services and other expenses	8,261	8,127	3,740	4,664	5,829	804	4,233	2,151	1,907	12,860	566	78,954	5,406	-5,897	131,605	119,388
TOTAL EXPENSES	54,957	137,029	16,168	24,395	29,414	1,954	21,204	16,332	16,290	73,451	8,728	673,605	6,571	-227,320	852,778	786,637
EXCESS (DEFICIENCY)	-476	87	172	-4,279	161	63	209	-111	363	2,205	109	34,221	735	0	33,460	-1,491
															0	0
Net assets, beginning of year	10,814	3,235	398	10,381	3,036	1,300	4,343	2,651	1,584	22,171	3,884	351,547	1,285		416,630	385,984
Other changes	0	0	0	0	944	0	0	0	0	0	27	-23	103		1,051	-978
Currency translation adjustment	1,401	156	162	647	606	214	765	237	174	-104	237	-23,077	284		-18,299	33,115
NET ASSETS, END OF YEAR	11,740	3,479	732	6,750	4,747	1,577	5,317	2,776	2,121	24,272	4,256	362,668	2,407	0	432,842	416,630

3.4. Emergency expenditure

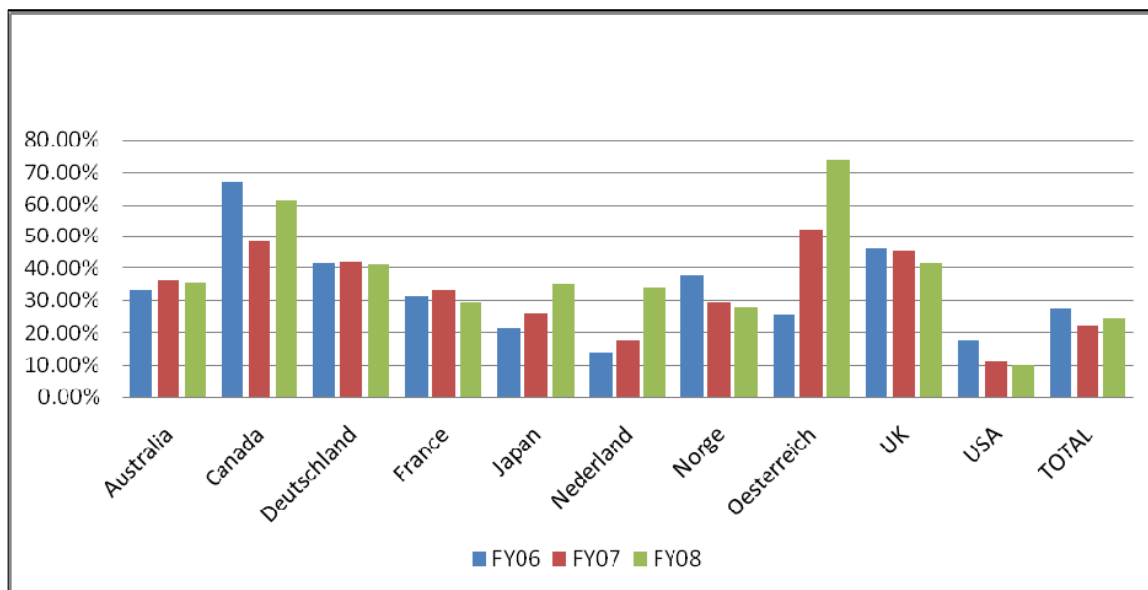


Source: Mid-term evaluation of CARE International's strategic Direction 1: Emergency Preparedness and response

Note: the high expenditure in 2006 was largely due to substantial expenditure on Tsunami (42 million Euros) as well as Pakistan earthquake response.

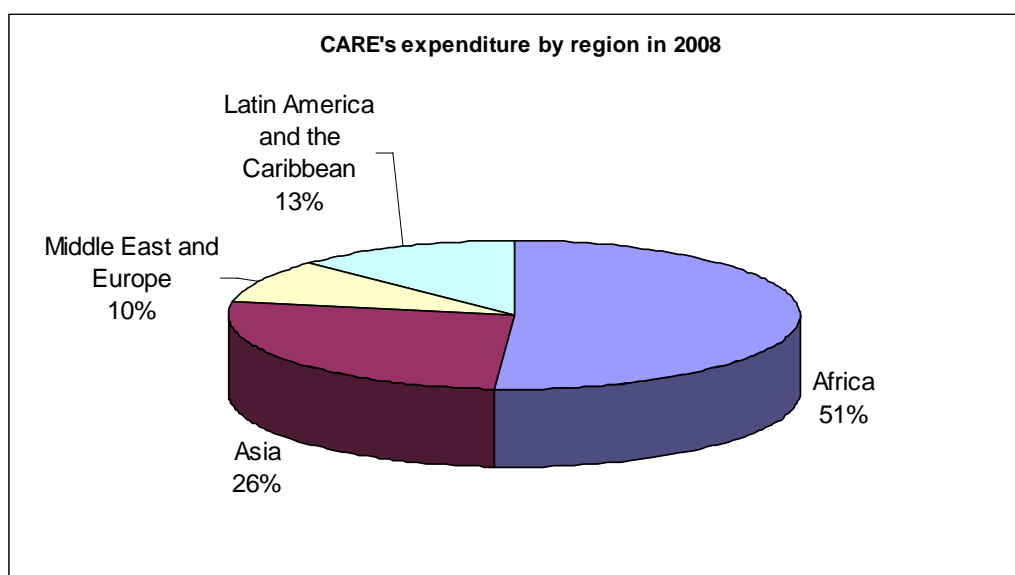
Emergency Expenditure against total Expenditure:

In 2006 (Tsunami year), overall the Confederation spent 27% of its total budget on emergency response. In the subsequent two years, the corresponding figure has been close to 22%.



Source: Mid-term evaluation of CARE International's strategic Direction 1: Emergency Preparedness and response

3.5. Regional expenditure



Source: country offices survey (CIUK). Figures are approximate.

Region	Approximate expenditure FY08 (US\$)
Africa	334,850,405
Asia	173,104,790
Middle East and Europe	62,424,007
Latin America and Caribbean	83,014,906
Total	653,394,108

Source: country offices survey (CIUK). Figures are approximate.

3.6. CARE's 10 largest Country Offices according to expenditure

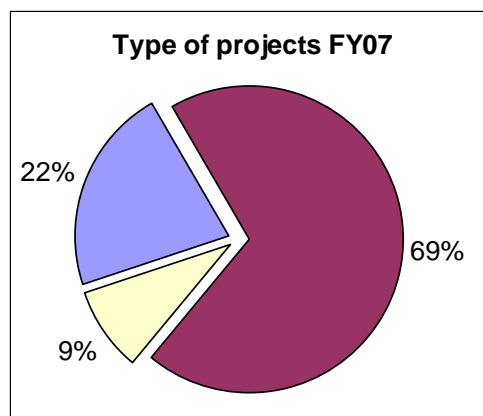
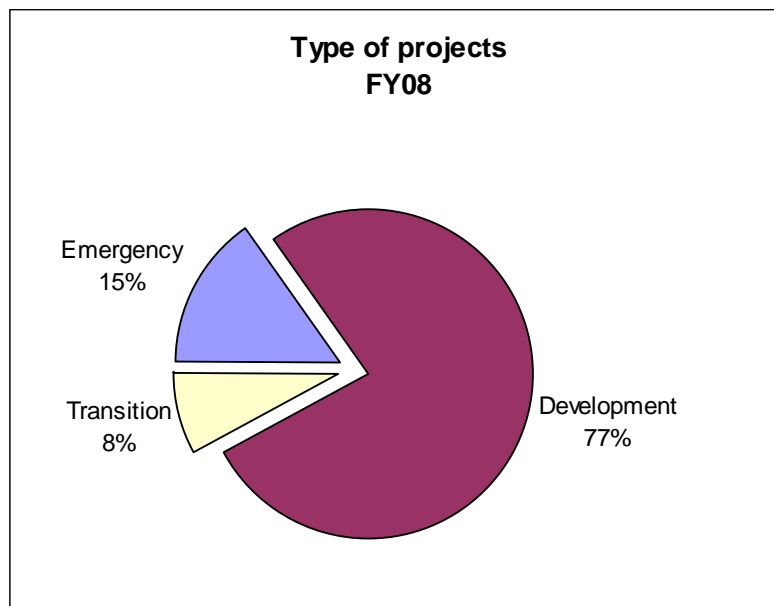
	Country office	Expenditure in 2008 (US\$)
1.	Somalia/South Sudan	74,258,000
2.	Peru	40,677,000
3.	Bangladesh	36,952,000
4.	Indonesia	28,204,088
5.	India	27,701,000
6.	Zambia	23,479,874
7.	West Bank Gaza	22,497,323
8.	Cote d'Ivoire	22,454,000
9.	Sudan	21,285,000
10.	Central America	19,294,000

Source: country offices survey (CIUK). Figures are approximate.

4. CARE'S PROJECTS

4.1. Projects by type

Almost 80% of CARE's projects are development-related. Note, however, that emergency spending represents 22% of total spending, indicating the tendency for emergency projects to have higher expenditure budgets.



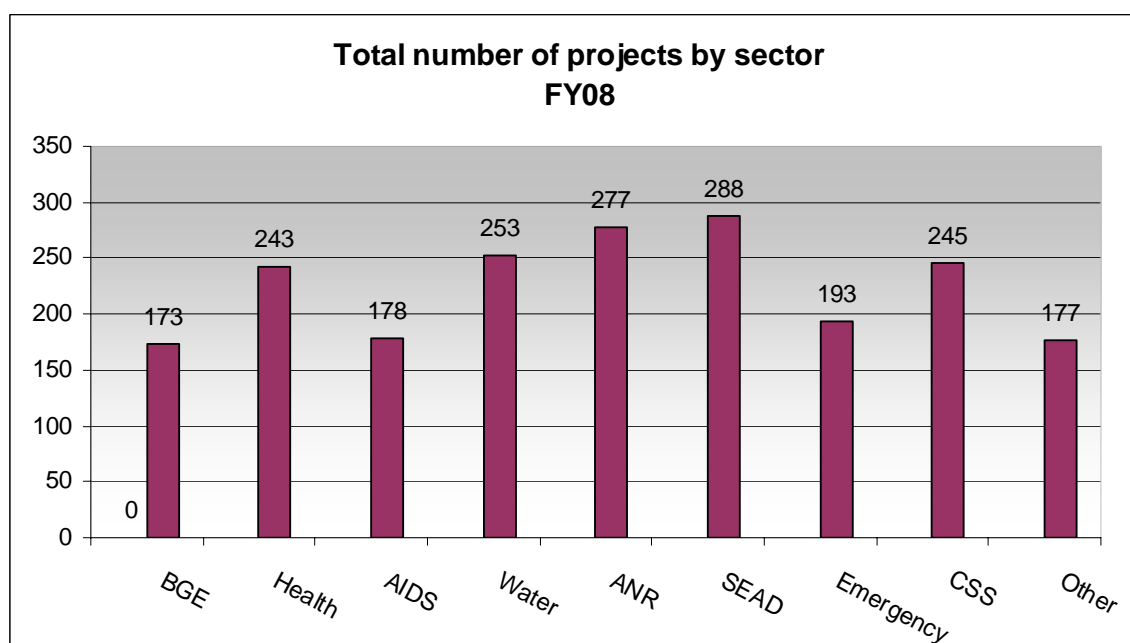
Project type	FY 2008	FY 2007
Development	567	489
Emergency relief	114	156
Rehabilitation/Transition	61	62

Source: C-PIN survey 2008. Data established on the basis of the answers of the 742 projects that responded to the question.

4.2. Projects by sector

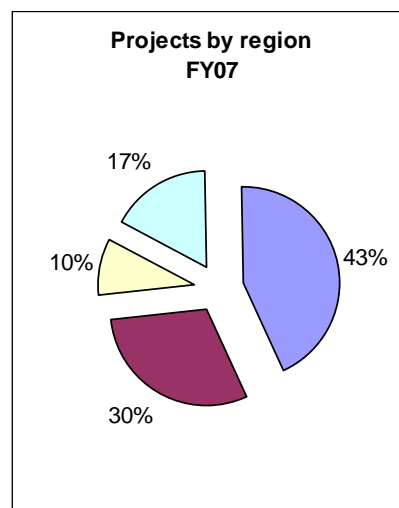
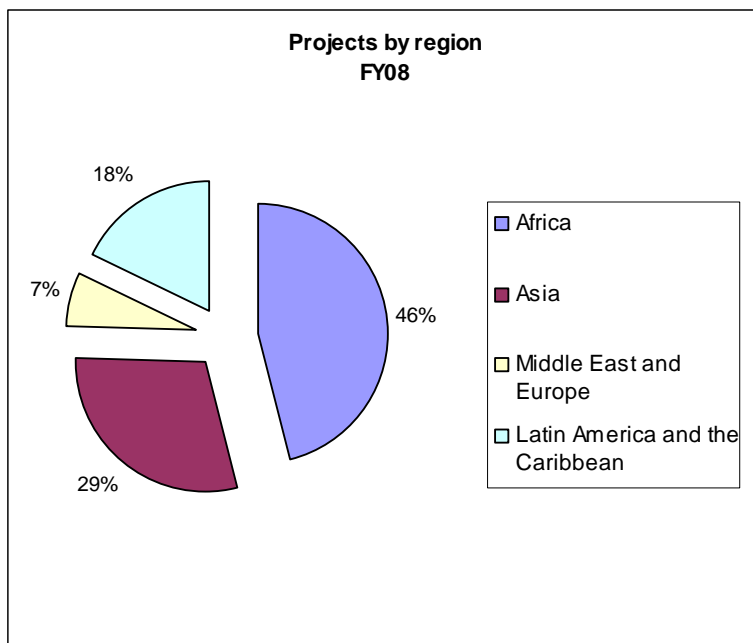
	BGE	Health	AIDS	Water	ANR	SEAD	Emergency	CSS	Other
ARMU	49	91	40	83	81	73	71	73	57
ECARMU	40	60	51	71	75	82	66	65	45
LACRMU	39	30	16	51	44	53	29	35	41
MEERMU	9	8	3	6	7	9	6	14	8
SWARMU	36	54	68	42	70	71	21	58	26
Total number of projects in FY08	173	243	178	253	277	288	193	245	177
<i>Total number of projects in FY07</i>	<i>150</i>	<i>213</i>	<i>156</i>	<i>183</i>	<i>238</i>	<i>231</i>	<i>124</i>	<i>232</i>	<i>111</i>

Projects are multi-sectoral, which means that a project may appear in several columns and that the sum of the projects listed here exceeds the total number of projects in FY08
 A list of acronyms is available at the start of this report.



Source: C-PIN survey, 2008

4.3. Projects by region



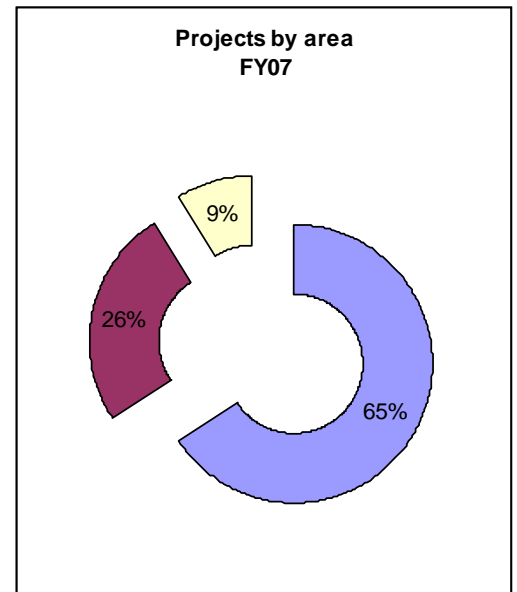
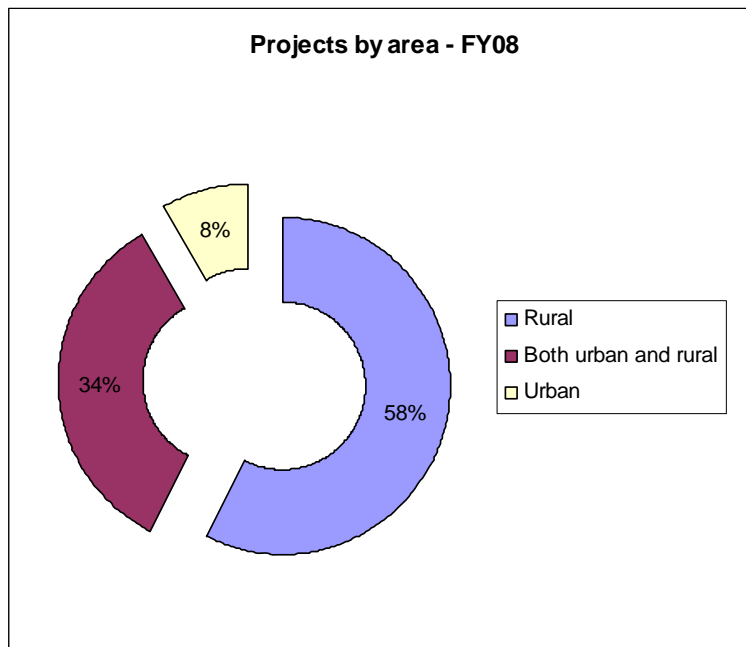
Region	Number of projects FY08	Number of projects FY07
Africa	526	439
Latin America and the Caribbean	201	175
Asia	333	305
Middle East and Europe	79	98
Total number of projects	1,139	1,017

Source: C-PIN survey, 2008

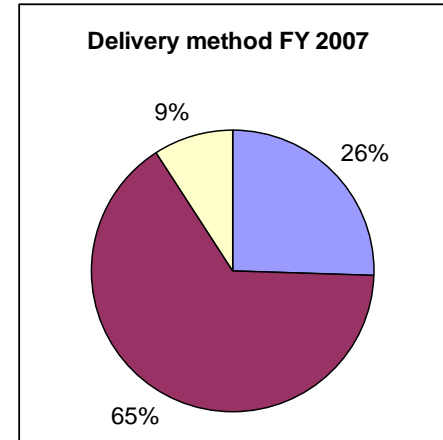
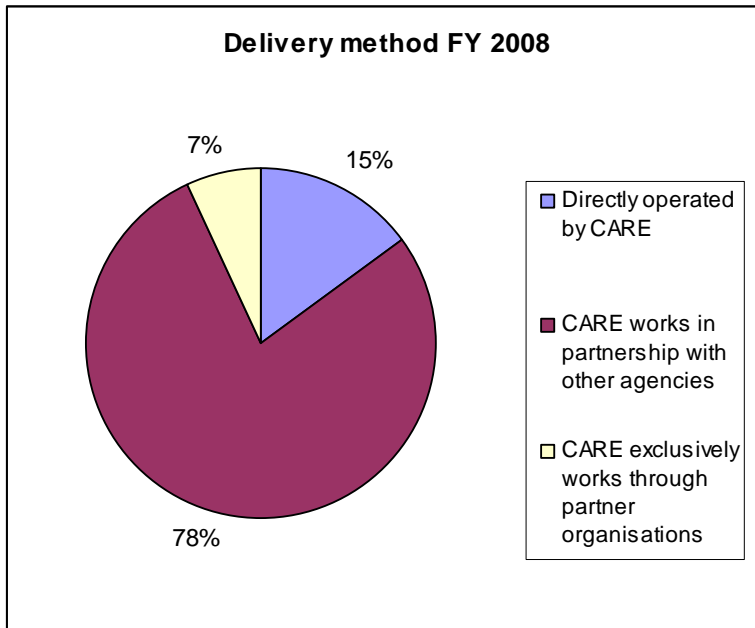
4.4. Projects by area

Project area	FY 2008	FY 2007
Rural	404	460
Both urban and rural	239	180
Urban	59	63

Source: C-PIN survey 2008. Data established on the basis of the answers of the 702 projects that responded to the question.



4.5. Delivery method



Source: CPIN 2007 Survey Report

Source: C-PIN Survey 2008. Data established on the basis of the answers of the 656 projects that responded to that question.

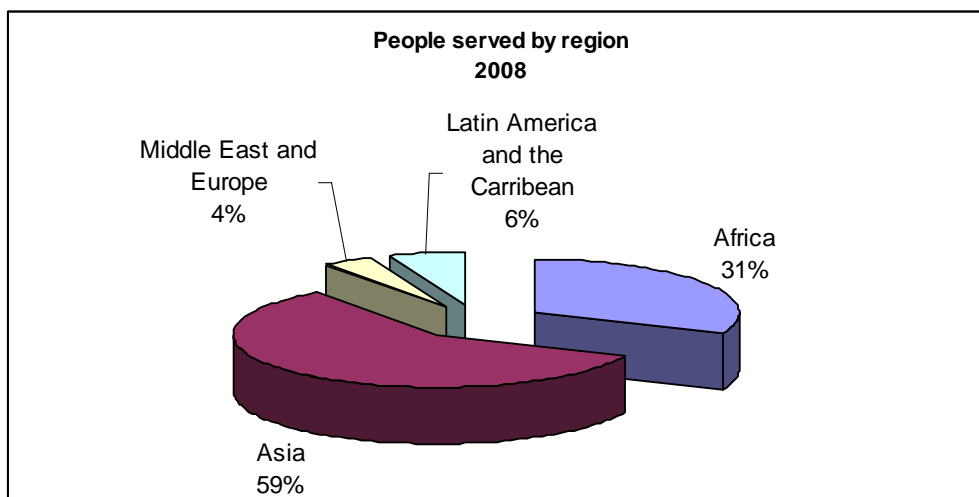
Delivery method	Number of projects in FY 2008	Number of projects in FY 2007
Directly operated by CARE	98	164
Jointly operational	513	420
CARE only supports partner organisation	45	59

Source: C-PIN Survey 2008. Data established on the basis of the answers of the 656 projects that responded to that question.

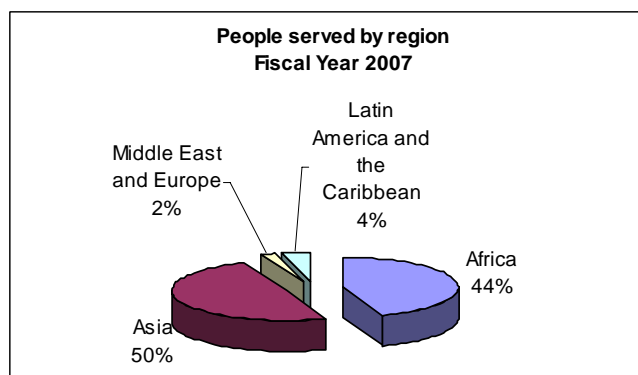
5. PEOPLE SERVED BY CARE IN FY08

The total number of people served by CARE in FY08 was **55 million**, down from 65 million in FY07.

5.1. People served by CARE



Source: C-PIN survey, 2008

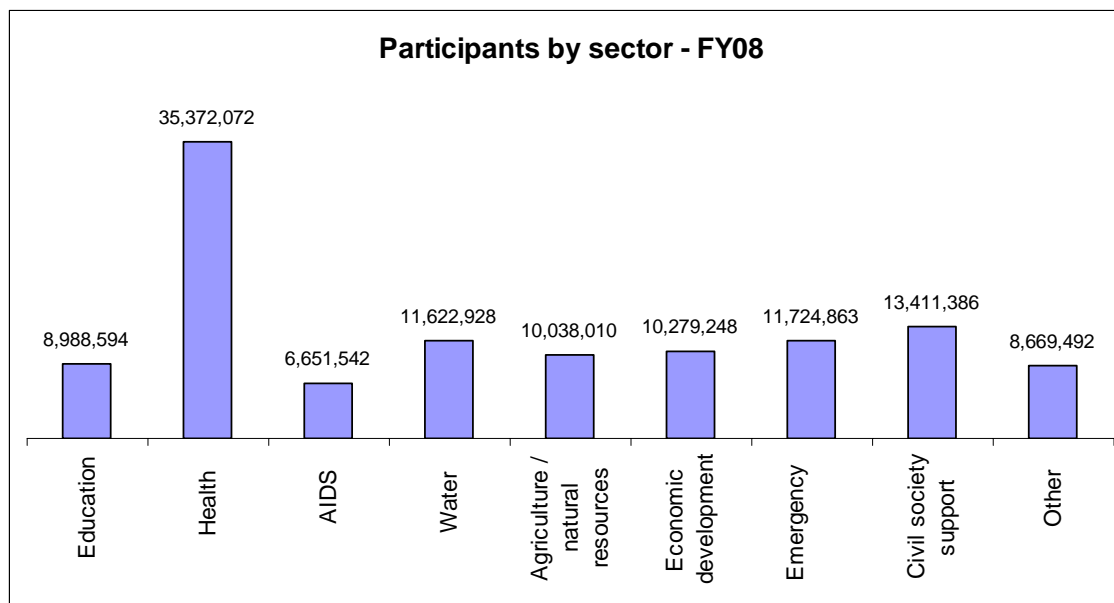


	FY06	FY07	FY08
Asia	36,748,981	32,529,267	32,627,704
Africa	14,839,623	29,095,435	17,355,515
Latin America and the Caribbean	2,382,712	2,824,434	3,439,461
Middle East and Europe	1,392,543	1,206,335	2,044,375
Total number of participants	55,401,819	65,655,471	55,467,055
% of women participants		54%	55%

Source: C-PIN reports 2008 and 2007

5.2. Participants by sector

The numbers listed here exceed the total number of participants because many CARE projects incorporate more than one programming sector.



Sector	Number of participants – FY08	Number of participants – FY07
Basic and Girls' Education	8,988,594	7,497,469
Health	35,372,072	40,639,581
AIDS	6,651,542	7,175,142
Water	11,622,928	12,604,610
Agriculture and natural resources	10,038,010	11,536,657
Small economic activity development	10,279,248	8,879,967
Emergency	11,724,863	15,276,587
Civil society support	13,411,386	16,873,528
Other	8,669,492	7,258,755

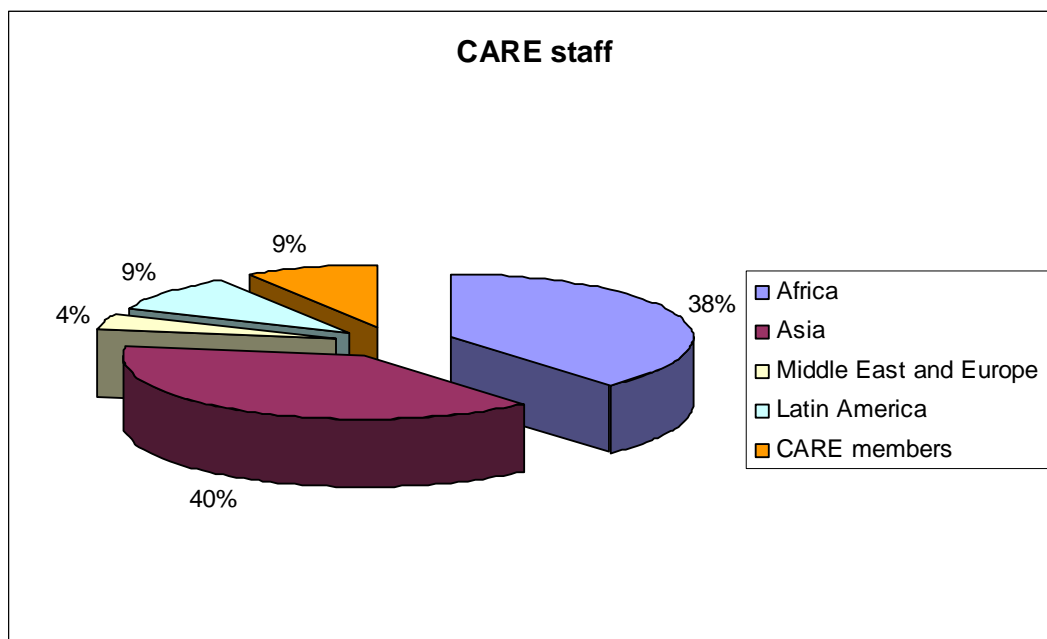
Source: C-PIN survey Reports 2007 and 2008

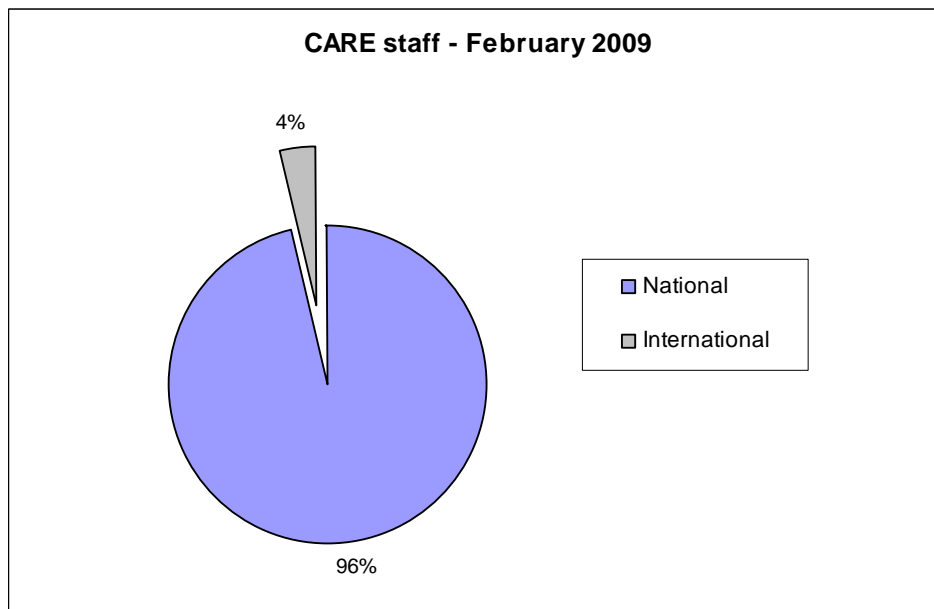
6. STAFF FIGURES

These figures represent CARE's staff situation as of *February 15th, 2009*. Data was collected by the CI Safety and Security Unit (CISSU). Approximate FY08 figures are available in the Regional Overview section. The term "national" staff designates workers that are citizens of the country where they are working.

6.1. Overall Staff figures

	National staff	International staff	Total
Asia	5,344	103	5,447
Africa	5,244	123	5,367
Latin America	1,295	13	1,308
Middle East and Europe	553	18	571
CARE members	1,018	239	1,257
Total worldwide	13,454	496	13,950





6.2. Regional breakdown of staff figures

CARE Members	National Staff	International staff	Total
CARE Australia	54	3	57
CARE Canada	72	0	72
CARE Denmark	25	0	25
CARE Deutschland	37	0	37
CARE France	90	4	94
CARE International	22	5	27
CARE Japan	9	1	10
CARE Netherlands	23	0	23
CARE Norway	15	0	15
CARE Osterreich	27	0	27
CARE Thailand	128	6	134
CARE UK	75	5	80
CARE USA	441	215	656
Total	1,018	239	1,257

Africa	National	International staff	Total
Angola	139	5	144
Burundi	154	4	158
Cameroon	30	1	31
Chad	388	14	402
Cote D'Ivoire	93	3	96
Democratic Republic of Congo	118	7	125
Ethiopia	505	8	513
Gulf of Guinea	87	2	89
Kenya	419	4	423
Lesotho	69	1	70
Liberia	7	2	9
Madagascar	144	2	146
Malawi	122	4	126
Mali	115	3	118
Morocco	30	1	31
Mozambique	341	3	344
Niger	200	2	202
Rwanda	198	7	205
Senegal			
Sierra Leone	262	9	271
Somalia- South Sudan	252	6	258
South Africa	15	3	18
Sudan	591	12	603
Tanzania	241	4	245
Uganda	105	2	107
Zambia	234	6	240
Zimbabwe	385	8	393
Total staff	5,244	123	5,367

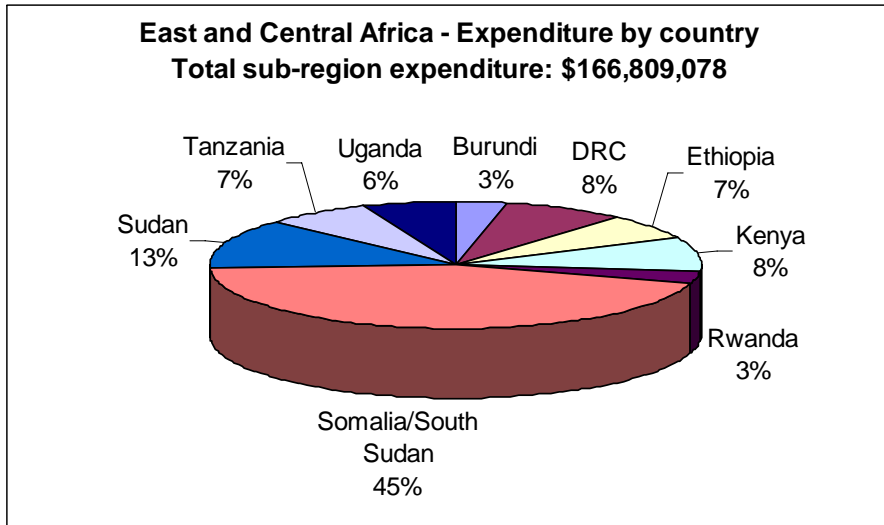
Asia	National staff	International staff	Total
Afghanistan	817	7	824
Bangladesh	841	8	849
Cambodia	219	11	230
India	555	3	558
Indonesia	494	7	501
Laos	76	8	84
Myanmar	871	10	881
Nepal	188	2	190
Pakistan	300	1	301
Papua New Guinea	35	2	37
Sri Lanka	486	13	499
Tajikistan	117	1	118
Timor Leste	223	21	244
Vanuatu	3	1	4
Vietnam	119	8	127
Total staff	5,344	103	5,447

Latin America and the Caribbean	National staff	International staff	Total
Bolivia	190	3	193
Brazil	33	0	33
Cuba	4	1	5
Ecuador	87	1	88
El Salvador	100	4	104
Guatemala	190	0	190
Haiti	206	2	208
Honduras	146	0	146
Nicaragua	104	1	105
Peru	235	1	236
Total staff	1,295	13	1,308

Middle East and Europe	National staff	International staff	Total
Egypt	210	6	216
Georgia	73	2	75
Jordan	74	3	77
Kosovo & Macedonia	70	0	70
North West Balkans	25	1	26
West Bank Gaza	65	3	68
Yemen	36	3	39
Total staff	553	18	571

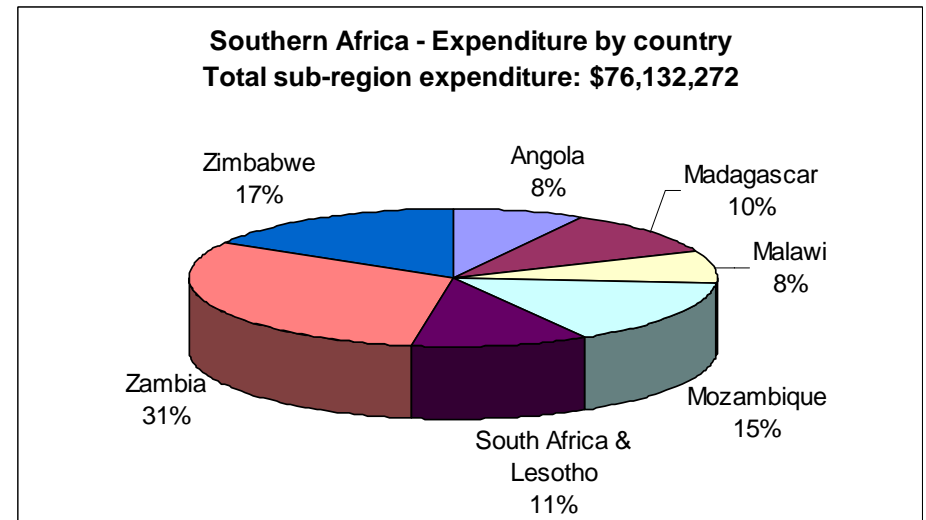
7. AFRICA

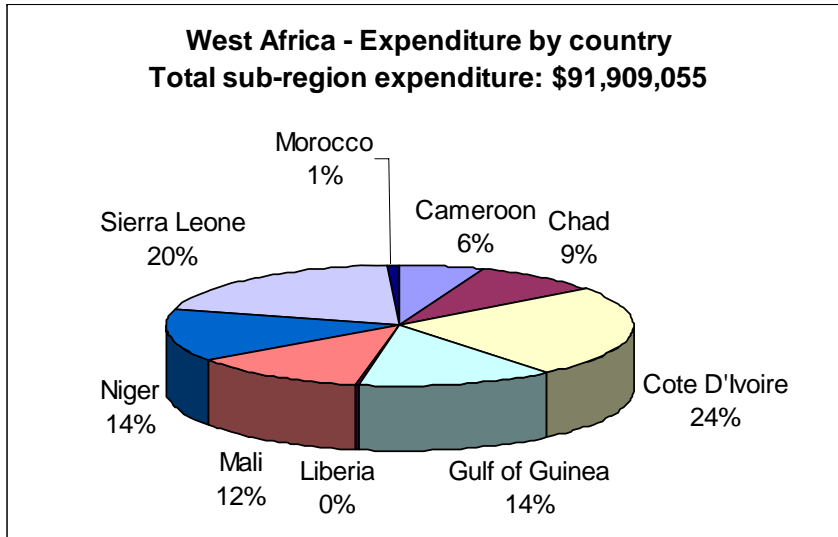




Total expenditure in Africa :
\$ 334,850,405

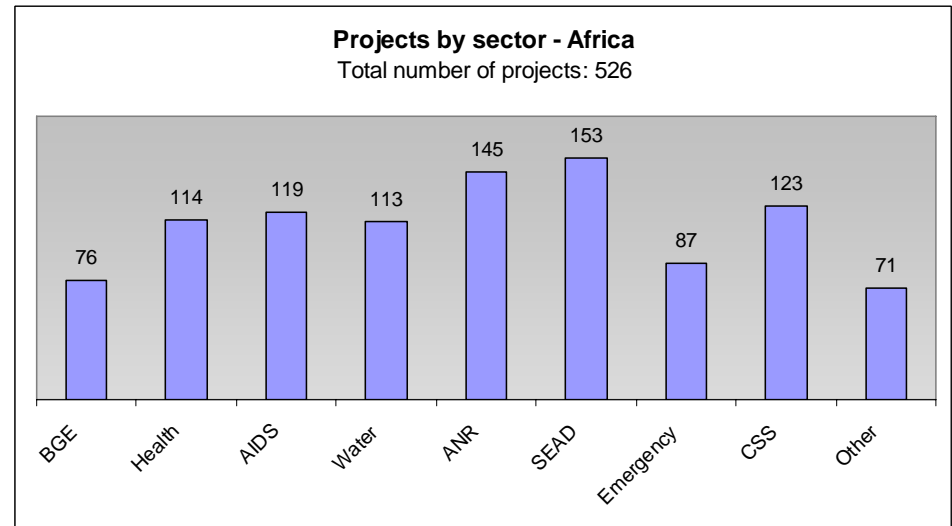
Source : Country office Survey, CIUK.
 Figures are approximate.





Source : Country office Survey, CIUK.
 Figures are approximate.

Source: C-PIN Survey, 2008



		Presence	Lead	CD	Main Sectors	Project types (Main project type, according to number of beneficiaries)	Staff number FY08	Approx FY08 expenses (USD)	CO size	Website
Africa										http://www.care-in-africa.org/
SARMU	Angola	Long term	CARE US	Robert Jan Bulten	- Water - CSS	Development Transition (rehabilitation)	116	6,183,000	Medium	
WARMU	Benin (Gulf Of Guinea)	Long term	CARE US	Marcy Vigoda (GOG CD)	- Economic development	Development				
ECARMU	Burundi	Long term	CARE US	Michelle Carter	- Education - Emergency - CSS	- Development - Humanitarian emergency response	176	5,745,000	Medium	
WARMU	Cameroon	Limited presence	CARE France	Anne Perrot	- Health - STI/HIV/AIDS	Development	35	5,337,137	Medium	
WARMU	Chad	Long term	CARE Canada	Anne Wood	- Emergency relief (camp management)	- Humanitarian emergency response - (Development)	332	8,226,463	Medium	
WARMU	Cote D'Ivoire	Long term	CARE US	Auguste Kpognon	- Health - AIDS	- Development - Humanitarian emergency response - Transition /rehabilitation	150	22,454,000	Large	
ECARMU	Democratic Republic of Congo	Long term	CARE US	Maurizio Crivellaro	- Education - Water - Agriculture - Economic development - CSS	Development	160	13,321,000	Medium	

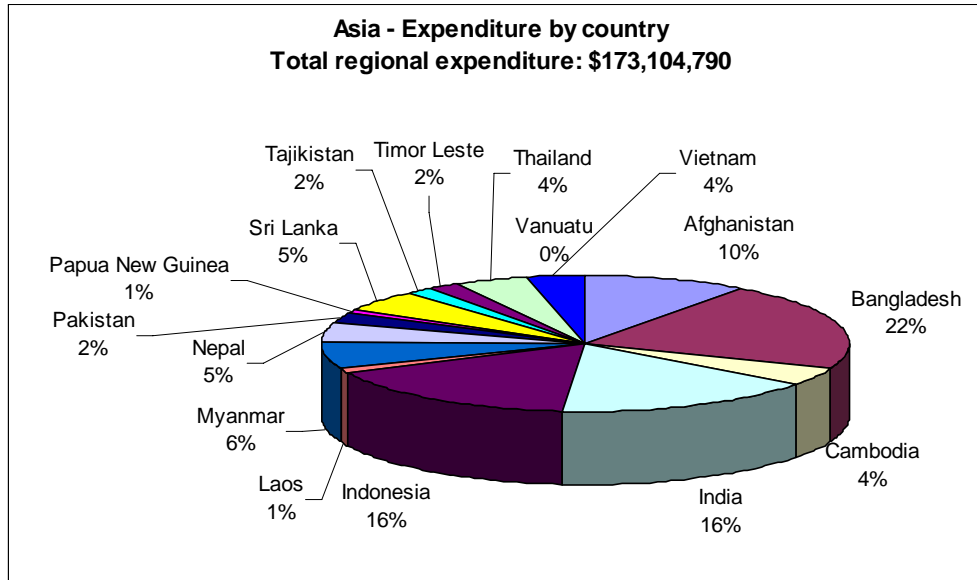
ECARMU	Ethiopia	Long term	CARE US	Abby Maxman	- Health - HIV/AIDS - Economic development - CSS	Development	523	11,113,000	Medium	
WARMU	Ghana (Gulf of Guinea)	Long term	CARE US	Marcy Vigoda (GOG CD)	- Agriculture - Economic development - CSS	Development				
ECARMU	Kenya	Long term	CARE Canada	Bud Crandall <i>As of 15 May 09, S. Gwynne Vaughan</i>	- Health - Water - Emergency	Humanitarian emergency response	400	13,717,078	Medium	www.care.or.ke
SARMU	Lesotho	Long term	CARE US	Thomas Joseph	- Water - Agriculture - Economic development	Development		8,340,000 (including South Africa)	Medium	www.caresa-lesotho.org.za
WARMU	Liberia Office set up in Sept. 2008	Long term	CARE US/ CARE Nederland	Charlie Kaften	- Agriculture & Food Security - Water & Sanitation	Development	9	388,000	Small	
SARMU	Madagascar	Long term	CARE US	John Uniack Davis	- Agriculture - Economic development - Emergency	Development	416	7,948,000	Medium	
SARMU	Malawi	Long term	CARE US	Cecily Bryant	- Education - Health - HIV/AIDS	Development	119	5,986,000	Medium	www.caremalawi.org
WARMU	Mali	Long term	CARE US	Claudine Mensah	- CSS - Economic development - Agriculture - Water	Development	103	11,161,000	Medium	

WARMU	Morocco	Limited presence	CARE France	Bruno Meric	- Basic and Girls' education - Economic development - Other (project 'Water at Home')	Development	17	876,455	Small	
SARMU	Mozambique	Long term	CARE US	Barbara Jackson	- Agriculture - HIV/AIDS - Health	Development	219	11,561,000	Medium	
WARMU	Niger	Long term	CARE US	Bill Stringfellow	- Education - HIV/AIDS - Economic development - CSS	Development	275	13,018,000	Medium	
ECARMU	Rwanda	Long term	CARE US	Philip Chistensen	- Agriculture - Economic development	Development	153	5,599,000	Medium	
WARMU	Senegal	Limited presence	CARE Canada	Sandrine Flament	- Agriculture - Economic development	Development				
WARMU	Sierra Leone	Long term	CARE US	Brian Larson	- Health - Civil society - Other	Development	237	18,030,000	Large	
ECARMU	Somalia	Long term	CARE US	David Gilmour	- Water - Emergency	- Humanitarian emergency response - Transition (rehabilitation)	299	74,258,000	Very large	
	South Sudan				- Health - Water	Development				
SARMU	South Africa (Lesotho)	Long term	CARE US	Thomas Joseph	- Economic development - Agriculture	Development		8,340,000 (including Lesotho)	Medium	www.caresa-lesotho.org.za

ECARMU	Sudan	Long term	CARE US	David Gilmour	- Water - Agriculture - CSS	- Development - Humanitarian emergency response - Transition (rehabilitation)	588	21,285,000	Large	
ECARMU	Tanzania	Long term	CARE US	Paul Barker	- Economic development - CSS	Development	184	11,414,000	Medium	
WARMU	Togo (Gulf Of Guinea)	Long term	CARE US	Marcy Vigoda (GOG CD); Philippe Yodo (country coordinator)	- Agriculture - Emergency	Development				
ECARMU	Uganda	Long term	CARE US	James Bot	- Agriculture - Economic development - CSS	- Development - Transition (rehabilitation)	114	10,357,000	Medium	
SARMU	Zambia	Long term	CARE Canada	Mark Vander Vort	- Health - HIV/AIDS - CSS	Development	254	23,479,874	Large	
SARMU	Zimbabwe	Long term	CARE Canada	Stephen Gwynne-Vaughan <i>As of 15 May 2009:</i> Carol Sherman	- Education - Health - HIV/AIDS - Emergency	Development Humanitarian emergency response	278	12,634,398	Medium	www.carezimbabwe.org

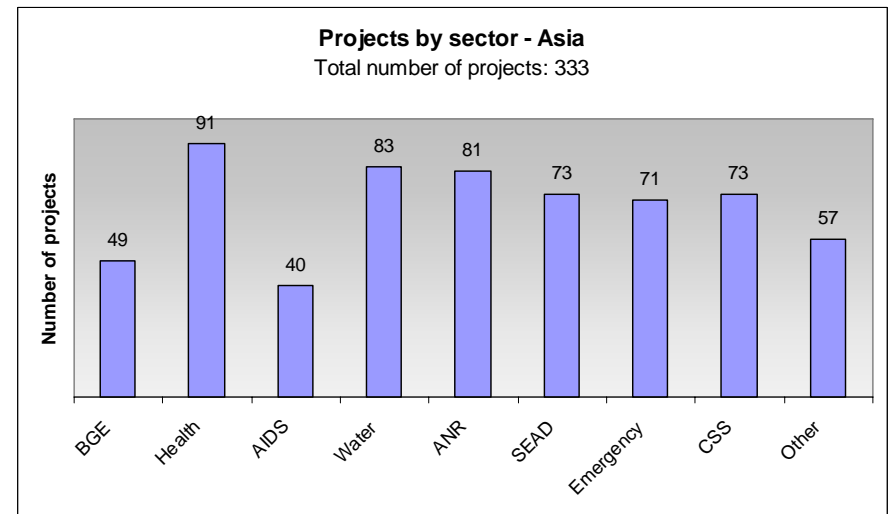
8. ASIA





Source : Country office Survey, CIUK.
Figures are approximate.

Source: C-PIN Survey, 2008

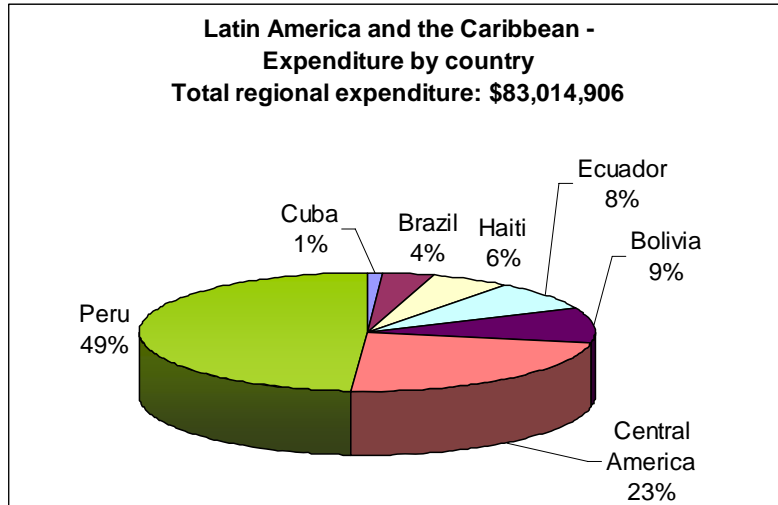


	Presence	Lead	CD	Main Sectors	Project types (Main project type, according to number of beneficiaries)	Staff number FY08	Approx FY08 expenses (USD)	CO size	Website
ASIA									
Afghanistan	Long term	CARE US	Lex Kassenberg	- Water - CSS - Basic and Girls' education	Development	620	17,116,000	Large	www.care.org.af
Bangladesh	Long term	CARE US	Nick Southern	- Water - Emergency - Economic development	Development	949	36,952,000	Very large	www.carebd.org
Cambodia	Long term	CARE Australia	Sharon Wilkinson	- Health - Agriculture - Economic development	Development	229	7,162,159	Medium	
India	Long term	CARE US	Liz Sime	- Health - Economic development - Basic and Girls education	Development	454	27,701,000	Large	www.careindia.org
Indonesia	Long term	CARE Canada	Tess Bayombong	- Health - Water - CSS	Development	523	28,204,088	Large	www.careindonesia.or.id
Indonesia - Aceh	Long term	CARE Canada	Sally Austin						
Laos	Long term	CARE Australia	Alexandra Maclean, Acting Country Director	- Health - Agriculture - Emergency	Development Humanitarian emergency response	92	2,310,728	Small	
Myanmar	Long Term	CARE Australia	Brian Agland	- Agriculture - Health - Water	Development	554	10,665,736	Medium	
Nepal	Long term	CARE US	Alka Pathak	- Basic and Girls' education - Emergency - Water	Development	192	8,596,000	Medium	www.carenepal.org

Pakistan	Long term	CARE US	Hasan Mazumdar	- Water - Health - Basic and Girls' Education	Humanitarian emergency response	59	3,937,000	Small	
Papua New Guinea	Long Term	CARE Australia	Henry Braun	- Community Development - National Capacity Building - HIV/AIDS - Disaster Risk Reduction - Gender	Development	31	1,179,364	Small	
Sri Lanka	Long term	CARE US	Nick Osbourne	- CSS - Water - Agriculture	- Development - Humanitarian emergency response	348	8,928,000	Medium	
Tajikistan	Long term	CARE US	Sylvia Francis (country representative)	- Emergency - Health - Agriculture	Development	68	3,079,000	Small	
Thailand		CARE member	Promboon Panitchpakdi	- Health (HIV and Reproductive health) - Natural resources & Climate Change - Livelihoods, & economic development - Emergency Relief	Development	165	7,396,452	Medium	www.raksthai.org/eng
Timor Leste	Long Term	CARE Australia	Diane Francisco	- Education - Health - Emergency	Development	216	3,386,920	Small	
Vanuatu	Limited – since July 2008	CARE Australia	Contact Robert Yallop	- (Community-based) emergency preparedness	Development	4	160,581 (FY09)	Small	
Vietnam	Long Term	CARE Australia	Peter Newsum	- Agriculture - Economy - CSS	Development	111	6,329,762	Medium	

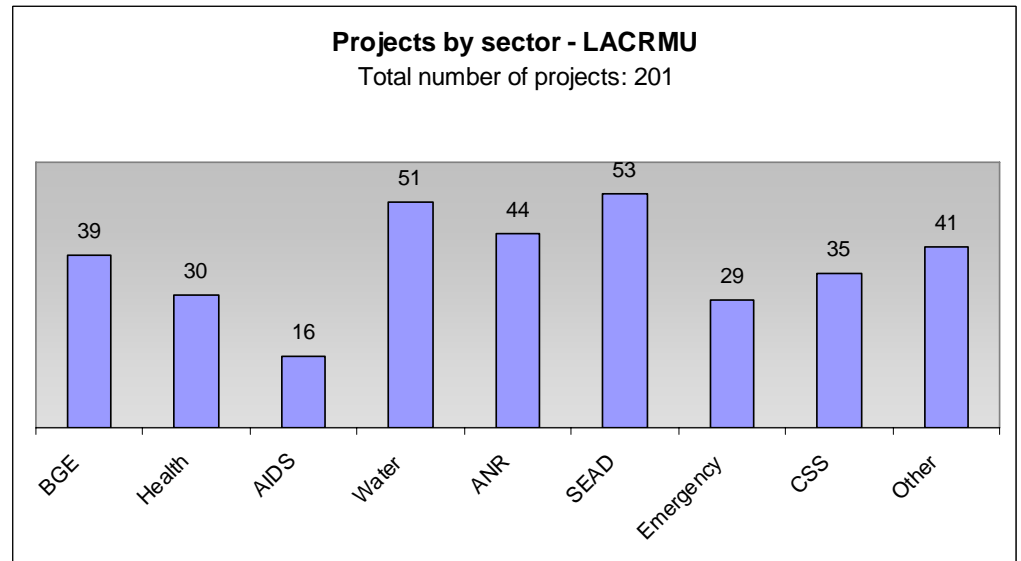
9. LATIN AMERICA AND THE CARIBBEAN





Source : Country office Survey, CIUK.
 Figures are approximate.

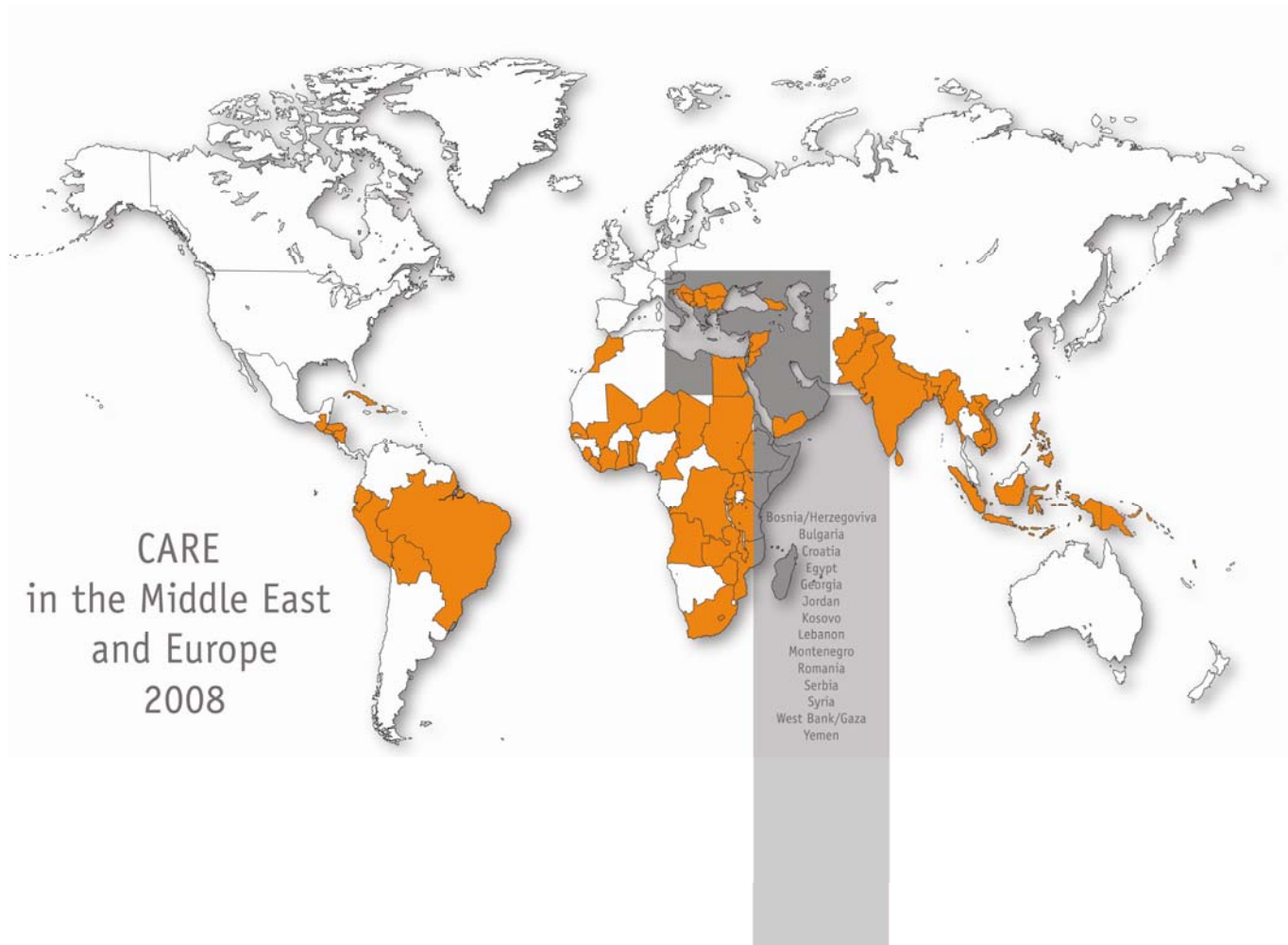
Source: C-PIN Survey, 2008

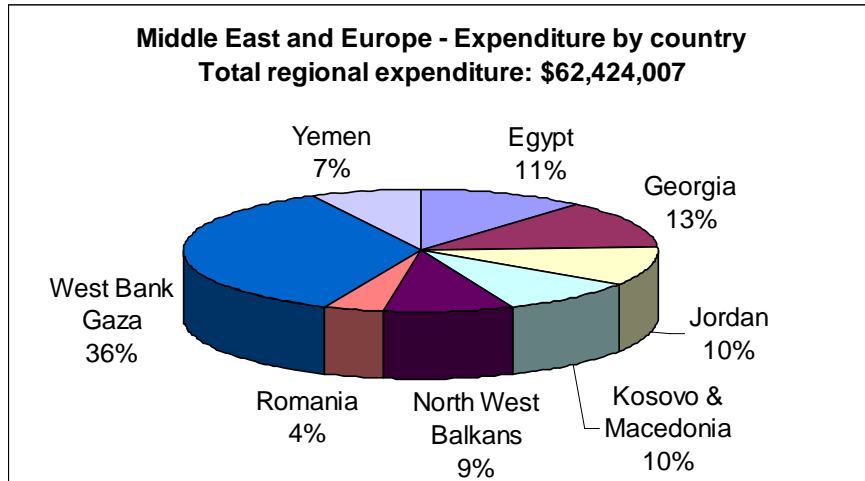


	Presence	Lead	CD	Main Sectors (according to number of beneficiaries)	Main Project types	Staff number FY08	Approx FY08 expenses (USD)	CO Category	Website
Latin America and the Caribbean									
Bolivia	Long term	CARE US	Chris Sykes	- Water - Health	Development	125	7,827,000	Medium	www.carebolivia.org
Brazil	Long term	Locally governed (Brazilian NGO)	Markus Brose	- Economic development - Youth education - Governance - Climate change	Development	33	3,000,000	Small	www.care.org.br
Cuba	Long term	CARE Canada	Caroline Poussart	- Water - Agriculture - Economic development - Other	Humanitarian emergency response	5	816,906	Small	
Ecuador	Long term	CARE US	Claudia Futterknecht	- AIDS - CSS - Inclusive rights and governance	Development	91	6,762,000	Medium	www.care.org.ec
Haiti	Long term	CARE US	Sophie Perez	- Health - AIDS	Development	149	4,638,000	Small	www.carehaiti.org
Peru	Long term	CARE US	Milo Stanojevich	- CSS - Economic development - Health	Development Humanitarian emergency response Transition (Rehabilitation)	203	40,677,000	Very large	www.care.org.pe

Central America CO									
	Presence	Lead	CD	Main Sectors (according to number of beneficiaries)	Main Project types	Staff number FY08	Approximate FY08 expenses (USD)	CO Category	Website
El Salvador	Long term	CARE US	Gustavo D'Angelo, Central America Director	- Emergency - Education - CSS - Agriculture	Humanitarian emergency response	402	19,294,000	Large	www.care.org.sv
Guatemala				- Water - Agriculture - Economic development - CSS - Other	Development				
Honduras				- Education - Emergency - CSS - Risk-management/sustainability	Development				
Nicaragua				- Health (i) - Agriculture - Economic development - Disaster-reduction	Development Humanitarian emergency response Transition (Rehabilitation)				www.care.org.ni

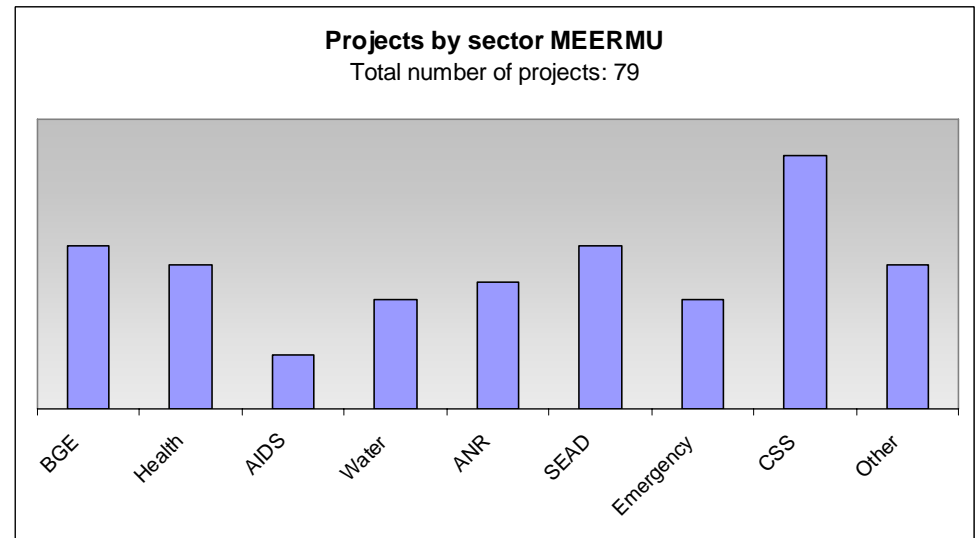
10. MIDDLE EAST AND EUROPE





Source: Country office Survey, CIUK.
 Figures are approximate.

Source: C-PIN Survey, 2008



	Presence	Lead	CD	Main Sectors	Project types (Main project type, according to number of beneficiaries)	Staff number FY08	Approx FY08 expenses (USD)	CO size	Website
Middle East and Europe									www.caremiddleeast.org
Bulgaria	Until August 2008	CARE Nederland through partner (ECIP Foundation)	Ognian Drumev, Executive Director	Health Education	Development				
Egypt	Long term	MEERMU/ CARE US	Kevin Fitzcharles	- Education - CSS - Women empowerment and human rights	Development	116	7,052,511	Medium	www.care.org.eg
Georgia	Long Term	MEERMU/ CARE US	Jonathan Puddifoot	- Water - Agriculture - CSS	Development	79	7,862,616	Medium	www.care.caucasus.net
Jordan	Long Term	MEERMU/ CARE Australia	Harriet Dodd	Economic development CSS Emergency	Emergency/ rehabilitation	69	6,327,996	Medium	
Kosovo & Macedonia	Long term	MEERMU/ CARE US	Bujar Hoxha	- Education - Health - Economic development - CSS	Development	31	6,059,052	Medium	www.careks.org

Lebanon	Limited	MEERMU/ CARE Australia	Harriet Dodd (CD Jordan)	No operational project running					
North West Balkans*	Long term	MEERMU/ CARE USA	Sumka Bucan (Acting Country Director)	- Economic development - Gender Civil Society / Governance) Peace-building is cross- cutting theme	Development	38	FY08 budget: 4,760,156 FY09 budget: 5,416,259	Medium	www.carenwb.org
Romania	Limited presence	CARE France	Bogdan Simion	- Sustaining the reform of the child protection system - Health - CSS and governance	Development	40	2,520,112	Small	www.sera.ro
Syria	Limited	MEERMU/ CARE Australia	Harriet Dodd (CD Jordan)	No operational project running					
West Bank Gaza	Long term	MEERMU/ CARE USA	Martha Myers	- Health - Emergency	- Development - Humanitarian emergency response	80	22,497,323	Large	www.carewb.org
Yemen	Long term	MEERMU/ CARE Australia	Gareth Richards	- Women's Empowerment - Civil Society strengthening - Refugee support	Development with some contributions to emergency responses	31	4,619,805	Small	

* North West Balkans comprises 4 countries: Bosnia and Herzegovina; Croatia; Montenegro; and Serbia.

11. ADDITIONAL RESOURCES

CARE Facts and Figures

CARE Facts and Figures for the years 2003, 2004, 2005, 2006, 2007 and 2008 can be found on the CI Secretariat website, at the following address:

<http://www.care-international.org/Facts-Figures/View-category>

Mid-term evaluation of CARE International's strategic Direction 1: Emergency Preparedness and response

Mid Term Evaluation of CARE International's Emergency Strategy: Strategic Direction #1, Final Report – 27/12/08, by Abhijit Bhattacharjee

C-PIN data and survey

The C-PIN data sheets and C-PIN survey reports can be found on the CARE US portal, at the following link:

http://mycare.care.org/portal/server.pt?open=17&objID=54682&DirMode=1&parentname=Dir&parentid=6&mode=2&in_hi_userid=441&cached=true

As well as on Minerva:

<http://minerva.care.ca/Livelihood/livelihood.exe?func=ll&objId=1009032&objAction=browse&sort=name&viewType=1>

E-resources

I. High-level platforms

1. [Minerva](#) – web-based application for storing, sharing and distributing information
2. [MyCare](#) - global staff information centre

II. Organisational initiatives

1. [CARE Academy](#) organisational learning, development and knowledge sharing resource
2. [Uboru](#) system based on a series of indicators to measure, analyse and improve performance of CI programmes. It replaces C-PIN.
3. [Emergency Toolkit](#) Guidelines and tools for emergency response programs and operations

III. General knowledge sharing tools

1. [CARE2SHARE knowledge sharing Wiki](#) : space to share knowledge about our knowledge sharing projects
2. [CARE's Wikipedia](#) Will serve as an internal repository of information for knowledge capture, sharing and communication
3. Program Quality Digital Library ([PQDL](#)): Strategic collection of documents concerning cross-cutting program policies, recommended and emerging good practice.
4. Electronic Evaluation Library ([EEL](#)): data base of (mostly) CARE USA evaluation reports.
5. [CARE Matrix](#)
6. [CARE signature Programs](#)
7. [CARE Climate Change](#): advocacy and public information web tool that provides information on CARE's work on Climate change
8. [CI Secretariat – Resource Centre](#) : includes a resource library and a list of web-features
9. [cieurope](#) Information and documents regarding EC thematic programmes, funding opportunities and compliance with EC policy and procedures
10. [H1N1 Information/swine flu](#) compiling of information and guidelines on H1N1/swine flu and FAQs from COs

Links to country overviews

Africa

Angola	www.care-international.org/Download-document/175-Angola
Benin	www.care-international.org/Download-document/184-Benin
Burundi	www.care-international.org/Download-document/201-Burundi
Cameroon	
Chad	www.care-international.org/Download-document/185-Chad
Cote D'Ivoire	www.care-international.org/Download-document/176-Cote-d-Ivoire
Democratic Republic of Congo	www.care-international.org/Download-document/200-Democratic-Republic-of-Congo
Ethiopia	www.care-international.org/Download-document/179-Ethiopia
Ghana	www.care-international.org/Download-document/187-Ghana
Kenya	www.care-international.org/Download-document/199-Kenya
Lesotho	www.care-international.org/Download-document/188-Lesotho
Liberia	
Madagascar	www.care-international.org/Download-document/180-Madagascar
Malawi	www.care-international.org/Download-document/186-Malawi
Mali	www.care-international.org/Download-document/181-Mali
Mozambique	www.care-international.org/Download-document/192-Mozambique
Niger	www.care-international.org/Download-document/183-Niger
Rwanda	www.care-international.org/Download-document/198-Rwanda
Senegal	
Sierra Leone	www.care-international.org/Download-document/178-Sierra-Leone
Somalia	www.care-international.org/Download-document/197-Somalia
South Sudan	www.care-international.org/Download-document/196-South-Sudan
South Africa	www.care-international.org/Download-document/177-South-Africa
Sudan	www.care-international.org/Download-document/195-Sudan
Tanzania	www.care-international.org/Download-document/193-Tanzania
Togo	www.care-international.org/Download-document/190-Togo
Uganda	www.care-international.org/Download-document/194-Uganda
Zambia	www.care-international.org/Download-document/182-Zambia
Zimbabwe	www.care-international.org/Download-document/189-Zimbabwe

Asia

Afghanistan	www.care-international.org/Download-document/203-Afghanistan
Bangladesh	www.care-international.org/Download-document/204-Bangladesh
Cambodia	www.care-international.org/Download-document/216-Cambodia
India	www.care-international.org/Download-document/202-India
Indonesia	www.care-international.org/Download-document/205-Indonesia
Laos	www.care-international.org/Download-document/209-Laos
Myanmar	www.care-international.org/Download-document/210-Myanmar
Nepal	www.care-international.org/Download-document/206-Nepal
Pakistan	http://www.care-international.org/Download-document/207-Pakistan
Papua New Guinea	www.care-international.org/Download-document/212-Papua-New-Guinea
Sri Lanka	www.care-international.org/Download-document/211-Sri-Lanka
Tajikistan	www.care-international.org/Download-document/208-Tajikistan
Thailand	www.care-international.org/Download-document/214-Thailand
Timor Leste	www.care-international.org/Download-document/215-Timor-Leste
Vanuatu	www.care-international.org/Download-document/291-Vanuatu
Vietnam	www.care-international.org/Download-document/213-Vietnam

Latin America and the Caribbean

www.care-international.org/Download-document/294-Overview_Latin-America-and-the-Caribbean

Middle East and Eastern Europe

Jordan www.care-international.org/Download-document/292-Jordan

Yemen www.care-international.org/Download-document/293-Yemen

CARE INTERNATIONAL MEMBERS

CARE Australia

www.careaustralia.org.au

CARE Canada

www.care.ca

CARE Danmark

www.care.dk

CARE Deutschland-Luxembourg

www.care.de

CARE France

www.carefrance.org

CARE International Japan

www.careintjp.org

CARE Nederland

www.carenederland.org

CARE Norge

www.care.no

CARE Osterreich

www.care.at

Raks Thai Foundation (Thailand)

www.raksthai.org

CARE International UK

www.careinternational.org.uk

CARE USA

www.care.org

INTERNATIONAL SECRETARIAT - Geneva

Chemin de Balexert 7-9
1219 Chatelaine, Geneva
Switzerland
Tel.: +41 22 795 10 20
Fax: +41 22 795 10 29

REPRESENTATION OFFICE TO THE UNITED NATIONS – New York

777 First Avenue
5th Floor
NY 10017 New York
U.S.A.
Tel.: (+1) 212 687 3181

REPRESENTATION OFFICE TO THE EUROPEAN INSTITUTIONS - Brussels

Rue du Trône 12
B-1000 Brussels
Belgium
Tel.: (+32) 2 502 43 33

