

CARE International

Topography Report
(Fiscal Year 2006)



Geneva, February 2007

The World of CARE Fiscal Year 2006



Latin America and Caribbean

- 1 Bolivia
- 2 Brazil
- 3 Colombia
- 4 Cuba
- 5 Ecuador
- 6 El Salvador
- 7 Guatemala
- 8 Haiti
- 9 Honduras
- 10 Jamaica
- 11 Nicaragua
- 12 Peru

Europe

- 60 Bosnia and Herzegovina
- 61 Bulgaria
- 62 Croatia
- 63 Georgia
- 64 Kosovo (UNMIK)
- 65 Romania
- 66 Russian Federation
- 67 Serbia

CARE International

- Switzerland (Secretariat)
- Australia
- Austria
- Canada
- Denmark
- France
- Germany
- Japan
- Netherlands
- Norway
- Thailand*
- United Kingdom
- United States

Africa and Middle East

- 13 South Africa
- 14 Angola
- 15 Benin
- 16 Burundi
- 17 Cameroon
- 18 Cote d'Ivoire
- 19 Egypt
- 20 Eritrea
- 21 Ethiopia
- 22 Ghana

Asia

- 45 Afghanistan
- 46 Bangladesh
- 47 Cambodia
- 48 East Timor
- 49 India
- 50 Indonesia
- 51 Laos
- 52 Myanmar
- 53 Nepal
- 54 Pakistan
- 55 Philippines
- 56 Sri Lanka
- 57 Tajikistan
- 58 Thailand
- 59 Vietnam

- 23 Jordan
- 24 Kenya
- 25 Lesotho
- 26 Madagascar
- 27 Malawi
- 28 Mali
- 29 Mozambique
- 30 Niger
- 31 Uganda
- 32 DR Congo
- 33 Rwanda
- 34 Senegal
- 35 Sierra Leone
- 36 Somalia
- 37 Sudan
- 38 Tanzania
- 39 Togo
- 40 Chad
- 41 West Bank/Gaza (OPT)
- 42 Yemen
- 43 Zambia
- 44 Zimbabwe

* Thailand is both a member of CARE International and a country with CARE programming

TABLE OF CONTENTS

The World of Care Global Map Fiscal Year 2006

Table of Contents	i
Foreword	iii
Global Overview of Cash Expenditures/Agricultural Commodities & Primary Sectors	iv
Pie Charts of Global Cash Expenditures and Agricultural Commodities.....	vi
Country Office Staff Totals Worldwide	vii
Pie Chart and Percentages: Number of Staff by Region.....	ix
Pie Chart and Percentages: Number of Projects by Region.....	ix
Primary Sectors by Region	x

COUNTRY OFFICES

East and Central Africa.....	1
Burundi.....	2
DRC.....	4
Eritrea	6
Ethiopia	9
Kenya	12
Rwanda.....	16
Somalia.....	19
Sudan.....	22
Tanzania	25
Uganda	28
South and West Africa.....	31
Angola	32
Benin – Gulf of Guinea	34
Cameroon	36
Chad	38
Cote d’Ivoire	40
Ghana – Gulf of Guinea	42
Lesotho	45
Madagascar.....	47
Malawi.....	50
Mali	53
Mozambique.....	56

Niger.....	59
Sierra Leone	62
South Africa	64
Togo – Gulf Guinea.....	66
Zambia.....	68
Zimbabwe.....	71
Asia	74
Afghanistan	75
Bangladesh	78
Cambodia	81
India.....	84
Indonesia	87
Laos	91
Myanmar	94
Nepal	97
Pakistan	100
Philippines.....	102
Sri Lanka	104
Tajikistan.....	107
Thailand.....	110
Timor Leste	114
Vietnam	117
Latin America and the Caribbean	121
Bolivia	122
Brasil	125
Colombia	127
Cuba	129
Ecuador.....	131
El Salvador	134
Guatemala.....	137
Haiti	141
Honduras	143
Nicaragua	146
Peru.....	149
Middle East and Europe	154
Bosnia/Herzegovina/Croatia/Serbia	155
Bulgaria	157
Egypt	160
Georgia	162
Jordan	164
Kosovo (UNMIK)	166
North Caucuses in the Russian Federation.....	168
West Bank Gaza (OPT).....	170
Yemen	173

FOREWORD

After a two year break in production, CARE International is pleased to be able to present its annual “Topography Report” for the year ending June 2006. The Topography Report attempts to provide a snapshot in time of CARE International’s country offices around the world, the work they do, how much money they spend, and how many people they employ.

The information it presents has been drawn from the annual country office programme information collection process (the CARE Programme Information Network, or C-PIN), and the financial information systems of CARE International members.

So what does the report tell us? It tells us that in fiscal year 2006 that the 12 CARE International members were active in 67 countries and territories, other than their own. This work was implemented through 60 country offices around the world, by 14,800 staff, the great majority being of local origin. Altogether, CARE International spent US\$ 700,263,575 on its development, rehabilitation and emergency relief programmes during fiscal year 2006. Of this amount US\$ 577,736,772 was used to fund 1,169 projects in 16 primary sectors, while US\$ 122,526,803 was provided in the form of agricultural commodities. Forty-three percent of CARE International’s total spending was allocated to Africa, 34 percent to Asia, 17 percent to Latin America and the Caribbean, and 6 percent to the Middle East and Europe. The greatest number of projects, 469, was found in Africa, compared to 358 in Asia, 245 in Latin America and the Caribbean, and 97 in the Middle East and Europe.

These are impressive statistics, and in detail reveal an international confederation that continues to enjoy scale, global reach and considerable portfolio diversity. What they are unable to provide, however, is an answer to that most fundamental inquiry: how many people does CARE help? In large part this absence is a reflection of how difficult it has become to specify with certainty what are often termed “project beneficiaries”. As CARE has become more focused in recent years on addressing causes of poverty and injustice, as well as their effects, the notion of “beneficiary” as a direct recipient of project outputs and outcomes has become somewhat outmoded. How, for example, do we apply the concept to a project that has as one of its objectives change to national legislation that will affect access by certain vulnerable groups to health care? Clearly it is not easily done.

One of the challenges for future topography reports, therefore, will be to provide a better description of the people CARE International serves through its programmes. We will also seek to become more consistent in the way we classify our programmes into different sectors of activity, so that the topography paints a more complete picture of CARE’s work. In doing so the report will start to achieve its true purpose, which is to contribute to CARE International’s greater transparency and its accountability to constituencies and stakeholders.

Finally, I would like to acknowledge the efforts of a number of staff who contributed to the preparation of this report. Mainly thanks are due to the Secretariat’s Elizabeth Kemf, who led the entire production process and in doing so put in hours above and beyond what would normally be expected. Thanks also to Clark Efaw in CARE USA for his valuable support in C-PIN data sorting and management, and to Aurelie Lachant and Tanya Vieke-Sussman during report drafting and compilation. Finally, a special vote of appreciation goes to Le Gong (Cage) and to Raisa for their valuable contributions.

Howard Bell
Deputy Secretary General

GLOBAL OVERVIEW -- Cash Expenditures / Agricultural Commodities / Primary Sectors

OfficeName	Project #	Cash Expenditure	Agricultural Commodities	ANR	HIV/AI DS	WAT SAN	Civil Society Strengthening/A dvocacy	SEAD	Other & Multi-Sector	Infra-structure	Basic & Girls' Education	Governance, Mun.Dev.	Maternal/ Repro. Health	ER	Nutritional Support	Child Health	Conflict Mitigation & Peace-Building	Human Rights	Program Dev. & Support	Integrated & Other Health	Unidentified Sector	TOTAL SECTORS
East and Central Africa																						
CARE Burundi	17	5,293.058		4			4		3		2		1	1		1	1					17
CARE DRC	17	5,935.816		4		2		1	3	1	1		2			1	1				1	17
CARE Eritrea	13	2,267.368		6					3	3			1									13
CARE Ethiopia	36	13,898.971	14,495.257	4	11	3	9		3		2		1		1	2						36
CARE Kenya	34	13,332.248	238.928	4	6	3		2	8	1	1			1	3	3					2	34
CARE Rwanda	18	6,646.207		2	5		1	3	2		3		2									18
CARE Somalia/SSS	26	13,894.111	20,225.981	1		2	2	1	12		3		2	1	2							26
CARE Sudan	29	42,256.476	489.596	2		6		1	10		1			2	3	2					2	29
CARE Tanzania	27	10,914.493		11		1			9		4					1					1	27
CARE Uganda	26	7,223.191		6	1	2	8	1	6				1	1								26
TOTAL	243	121,661.939	35,449.762	44	23	19	24	12	59	2	17	0	10	6	9	10	2	0	0	5	1	243
South and West Africa																						
CARE Angola	12	10,051.809	2,878.840	2	1		2		2	1		1			1	2						12
CARE Benin - Gulf of Guinea	8	1,590.989	0				1	2			3				2							8
CARE Cameroon	12	7,719.210	0	3	4				1							2					2	12
CARE Chad	7	10,658.184	0	1		1			3							1					1	7
CARE Cote d'Ivoire	10	3,152.071	0		2	1			2				1				1					3
CARE Ghana - Gulf of Guinea	16	2,541.212	0	8	1	1			2	2											1	16
CARE Lesotho	15	4,229.944	0	4	2	1		1	4				1									2
CARE Madagascar	14	7,041.002	5,637.753				11			1					1	1						14
CARE Malawi	17	8,109.694	510,687	3	1	1	3		4		2				1	1					1	17
CARE Mali	16	9,706.229	0	4	1		1	1	2	1	2	1		1							2	16
CARE Mozambique	21	10,049.496	0	5	3	2	1	2	6				1			1						21
CARE Niger	21	13,325.091	287.126	1	3		2	3	7		3		1		1							21
CARE Sierra Leone	11	13,076.134	3,258.400	2	2				5			1				1						11
CARE South Africa	2	95.299	0						1													2
CARE Togo - Gulf of Guinea	5	515.540	0						2		3											5
CARE Zambia	21	12,657.926	0	4	1	1		2	2	1	4				1	2					3	21
CARE Zimbabwe	18	10,528.499	45,411.704	1	1	1		4	6	1					4							18
TOTAL	226	125,048.329	57,984.510	38	22	9	22	16	49	5	17	3	4	1	11	11	1	0	0	10	7	226
Asia																						
CARE Afghanistan	22	41,121.054	0			3	2	1	2		6	1	1	3	2		1					22
CARE Bangladesh	15	34,102.975	0	4	1	1	1	3	2	1			1			1						15
CARE Cambodia	37	8,433.249	194,986	4	4	1			1	1	5		3									18
CARE India	19	39,152.258	14,688.964	2	2		1	1	4		1		1	5	1	1						19
CARE Indonesia	33	40,120.251	0	3		6	2	4	8	3					5		1				1	33
CARE Laos	27	1,489.042	23,075	1	3	3							1	2					1			15
CARE Myanmar	26	2,614.048	98,935	3	5	1							1		2	1						13
CARE Nepal	21	8,330.063	0	6		1	4			3	1	1	2	1		1					1	21
CARE Pakistan	4	6,847.384	0		1												1				1	4
CARE Philippines	6	250.182	0	2										2								2
CARE Sri Lanka	22	216.223	5,421	4		5	3	1	1	3				3			1					1
CARE Tajikistan	19	6,977.254	1,252.378	9						1	2			1		2						3
CARE Timor Leste	18	3,217.820	0				3		7		1				3	2					2	18
CARE Thailand	43	3,642.976	0	6	15			2		3	4		4	1		4				2		2
CARE Vietnam	46	3,976.972	106,550	4	6	9	7	1	2				1	8				1				7
Total	358	200,491.751	16,370.309	48	37	30	23	13	27	15	20	2	15	26	13	12	4	2	2	7	62	358

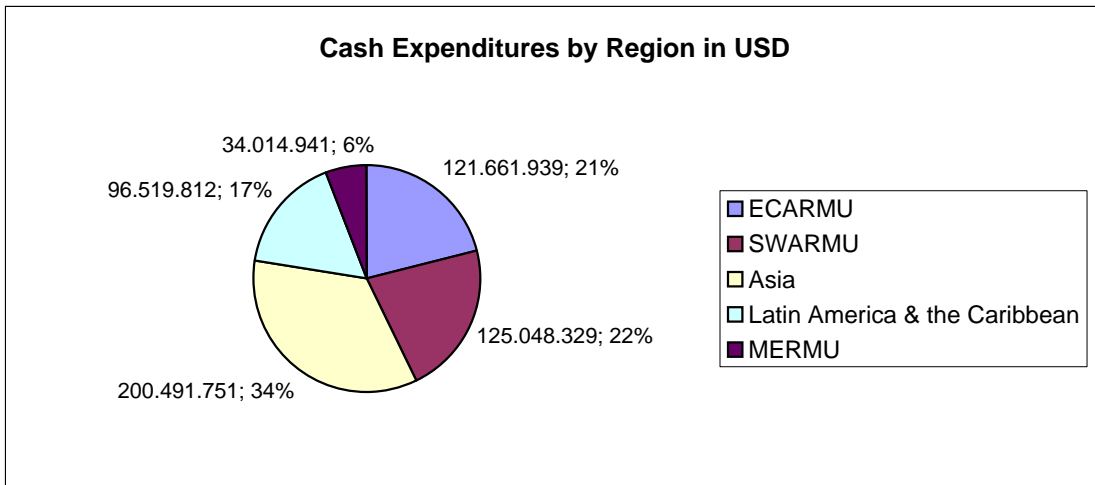
GLOBAL OVERVIEW -- Cash Expenditures / Agricultural Commodities / Primary Sectors

OfficeName	Project #	Cash Expenditure	Agricultural Commodities	ANR	HIV/AIDS	WAT SAN	Civil Society Strengthening/Advocacy	SEAD	Other & Multi-Sector	Infra-structure	Basic & Girls' Education	Governance, Mun.Dev	Maternal/Repro. Health	ER	Nutritional Support	Child Health	Conflict Mitigation & Peace-Building	Human Rights	Program Dev. & Support	Integrated & Other Health	Unidentified Sector	TOTAL SECTORS
Latin America & the Caribbean																						
CARE Bolivia	18	5,360,231	1,233,604		3		3	1	1		3		3	2					1		1	18
CARE Brasil	7	676,000	0																		7	7
CARE Colomb	6	372,175	0						4						2							6
CARE Cuba	7	653,456	0		4				1	2												7
CARE Ecuad	26	5,855,601	0		2	2	4	2	7		3		1	1							3	1
CARE El Salv	27	4,437,075	0		2		7		4	6			1	2								2
CARE Guater	19	584,001	237,369		3		1	2	2	2						1						9
CARE Haiti	19	24,337,003	593,361		2	2	1	3		4	1				2	1					1	1
CARE Hondur	19	5,778,218	707,888		2	1	1		2	3			1	1		1						19
CARE Nicara	32	3,833,820	0		2	1	5			5			2	1	1	2	2				2	32
CARE Peru	65	44,632,232	0		6	2	12	8	8	10	2	4	2	3	1	1	1				4	1
Total	245	96,519,812	2,772,222		26	8	31	14	20	44	3	31	4	10	8	7	6	0	0	1	10	22
Middle East & Europe																						
CARE B/H/Cr	12	5,514,726	0		1		3	1					1					1				5
CARE Bulgari	19	2,388,215	0				2		10		4		1	2								19
CARE Egypt	9	6,205,929	0			1	4	1	1		1											1
CARE Georgi	7	2,971,788	0		2		3						2									7
CARE Jordan	7	1,302,605	0		1																	6
CARE Kosov	8	3,279,658	0			1		1	1		2			1								2
CARE N.Cauc	9	1,450,457	0				1		2		3					2					1	9
CARE West E	14	8,712,255	0		2		2	1		1				6	1							1
CARE Yemer	12	2,189,308	0				1															11
Total	97	34,014,941	0		6	2	2	15	3	15	0	10	0	4	9	1	2	1	0	0	1	26
Expenditures																						
121,661,939	ECARMU																					
125,048,329	SWARMU																					
200,491,751	ASIA																					
96,519,812	Latin America																					
34,014,941	MERMU																					
577,736,772	World Total		577,736,772																			
Commodities																						
35,449,762	ECARMU																					
67,984,510	SWARMU																					
16,370,309	ASIA																					
2,722,222	LATIN AMERICA+CARIBBEAN																					
122,526,803	World Total		122,526,803																			
			700,263,575																			

Global Overview Cash Expenditure and Agricultural Commodities

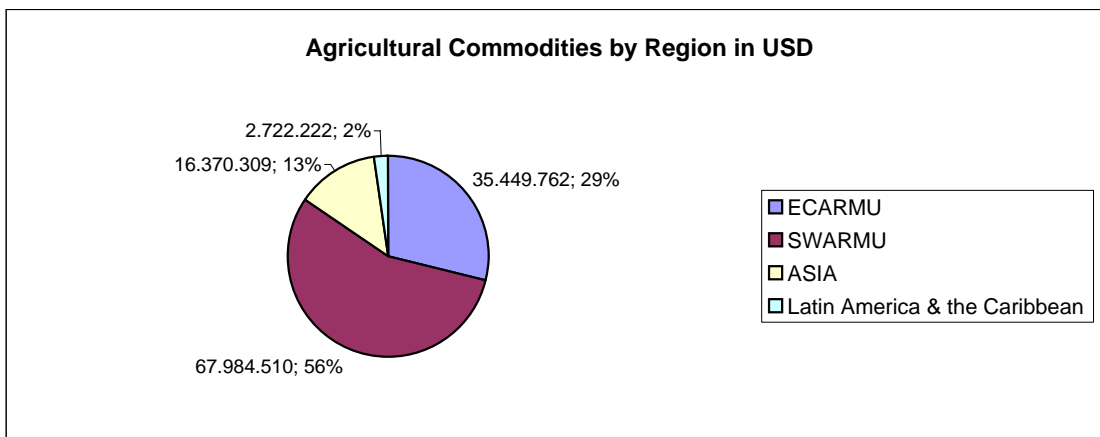
Cash Expenditures (USD)

ECARMU	121.661.939
SWARMU	125.048.329
Asia	200.491.751
Latin America & the Caribbean	96.519.812
MERMU	34.014.941
World Total	577.736.772



Agricultural Commodities (USD)

ECARMU	35.449.762
SWARMU	67.984.510
ASIA	16.370.309
Latin America & the Caribbean	2.722.222
World Total	122.526.803



COUNTRY OFFICE STAFF TOTALS FISCAL YEAR 2006 WORLD TOTAL: 14'800

OfficeName	Number of Staff		TOTAL	
	National	International		
East and Central Africa				
CARE Burundi	158	4	162	
CARE DRC	53	9	62	
CARE Eritrea	31	2	33	
CARE Ethiopia	505	6	511	
CARE Kenya	309	8	317	
CARE Rwanda	198	4	202	
CARE Somalia/SSS	238	13	251	
CARE Sudan	591	35	626	
CARE Tanzania	241	8	249	
CARE Uganda	105	5	110	
TOTAL	2429	94	2523	2523

OfficeName	Number of Staff		TOTAL	
	National	International		
South and West Africa				
CARE Angola	139	4	143	
CARE Gulf of Guinea (Benin, Ghana, Togo)	87	3	90	
CARE Cameroon	95	5	100	
CARE Chad	354	26	380	
CARE Cote d'Ivoire	66	2	68	
CARE Lesotho	31	3	34	
CARE Madagascar	455	6	461	
CARE Malawi	140	8	148	
CARE Mali	115	4	119	
CARE Mozambique	341	11	352	
CARE Niger	300	2	302	
CARE Sierra Leone	262	14	276	
CARE South Africa	15	1	16	
CARE Zambia	281	9	290	
CARE Zimbabwe	330	7	337	
TOTAL	3011	105	3116	3116

OfficeName	Number of Staff		TOTAL	
	National	International		
Asia				
CARE Afghanistan	905	11	916	
CARE Bangladesh	1412	12	1424	
CARE Cambodia	333	14	347	
CARE India	728	3	731	
CARE Indonesia	1211	39	1250	
CARE Laos	38	6	44	
CARE Myanmar	347	3	350	
CARE Nepal	239	1	240	
CARE Pakistan	53	5	58	
CARE Philippines	9	0	9	
CARE Sri Lanka	600	16	616	
CARE Tajikistan	155	7	162	
CARE Timor Leste	148	8	156	
CARE Thailand	400	1	401	
CARE Vietnam	78	8	86	
Total	6656	134	6790	6790

COUNTRY OFFICE STAFF TOTALS FISCAL YEAR 2006 WORLD TOTAL: 14'800

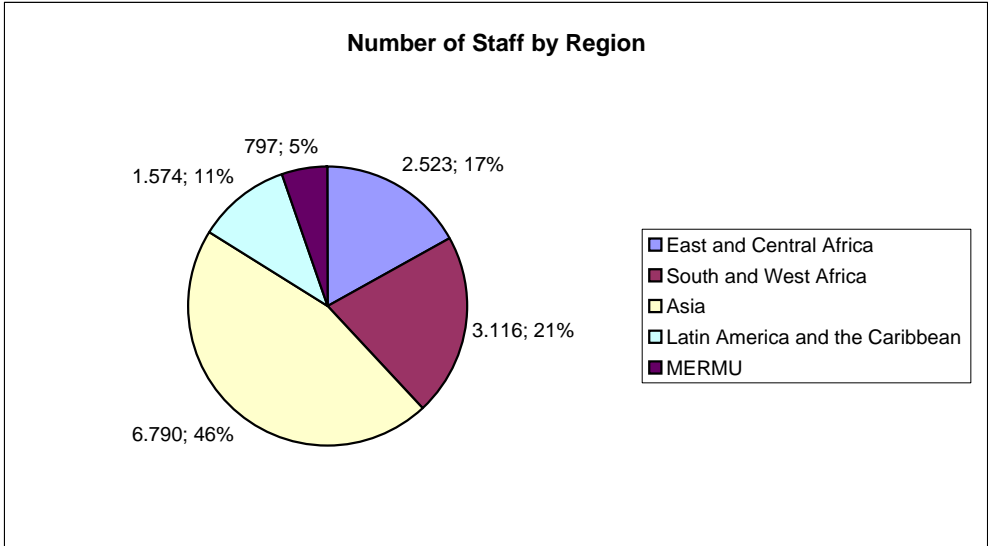
OfficeName	Number of Staff		TOTAL	
	National	International		
Latin America & the Caribbean				
CARE Bolivia	190	1	191	
CARE Brasil	5	0	5	
CARE Colombia	16	1	17	
CARE Cuba	21	3	24	
CARE Ecuador	99	1	100	
CARE El Salvador	100	1	101	
CARE Guatemala	190	1	191	
CARE Haiti	450	6	456	
CARE Honduras	146	2	148	
CARE Nicaragua	104	1	105	
CARE Peru	235	1	236	
Total	1556	18	1574	1574

OfficeName	Number of Staff		TOTAL	
	National	International		
Middle East & Europe				
CARE Bosnia/Herzegovina/Croatia/Serbia	43	2	45	
CARE Bulgaria	20	1	21	
CARE Egypt	210	7	217	
CARE Georgia	73	4	77	
CARE Jordan	63	1	64	
CARE Kosovo (UNMIK)	70	3	73	
CARE Russian Federation/North Caucasus	136	3	139	
CARE West Bank/Gaza (OPT)	65	4	69	
CARE Yemen	90	2	92	
Total	770	27	797	797

WORLD TOTAL **2371**

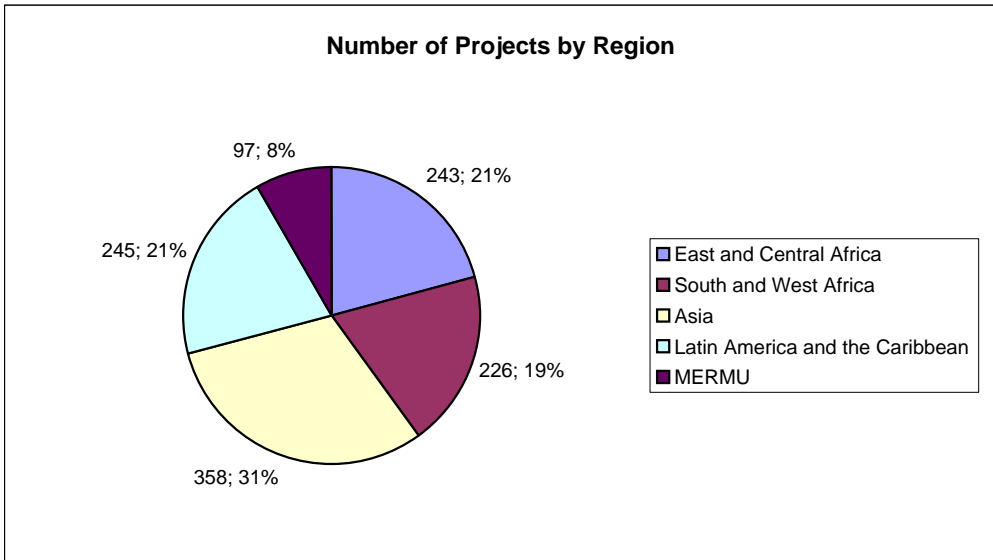
NUMBER OF STAFF BY REGION

East and Central Africa	2.523
South and West Africa	3.116
Asia	6.790
Latin America and the Caribbean	1.574
MERMU	797
World Total	14.800



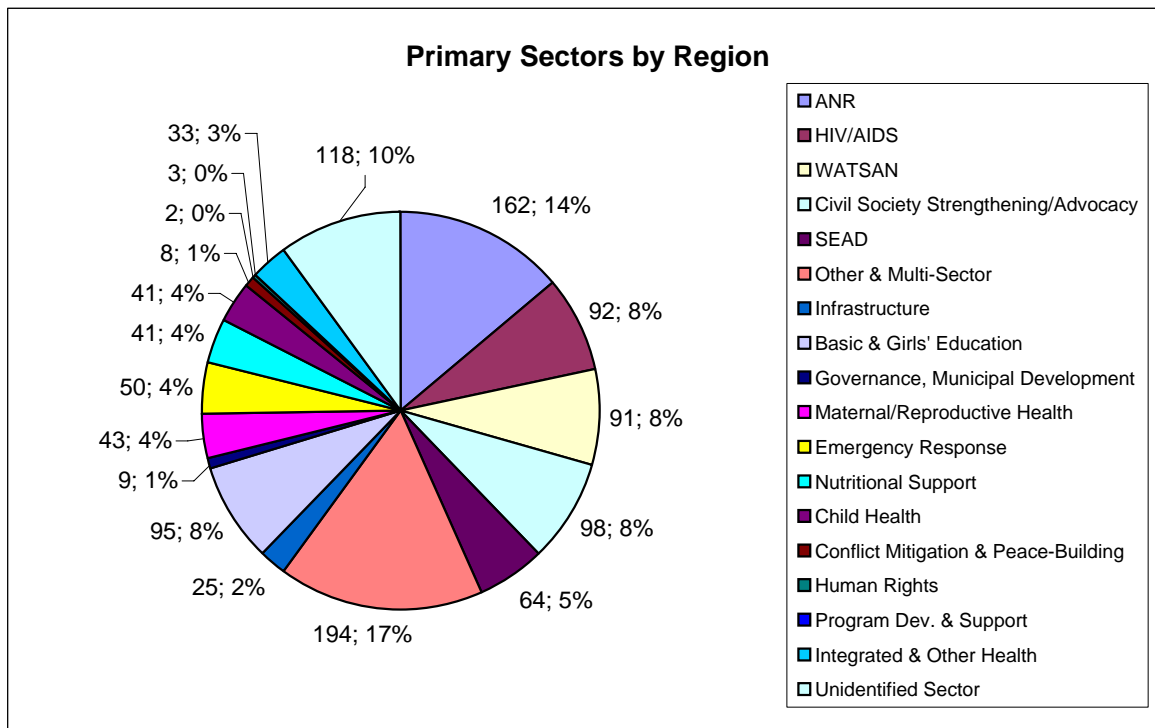
NUMBER OF PROJECTS BY REGION

East and Central Africa	243
South and West Africa	226
Asia	358
Latin America and the Caribbean	245
MERMU	97
World Total	1.169



PRIMARY SECTORS BY REGION

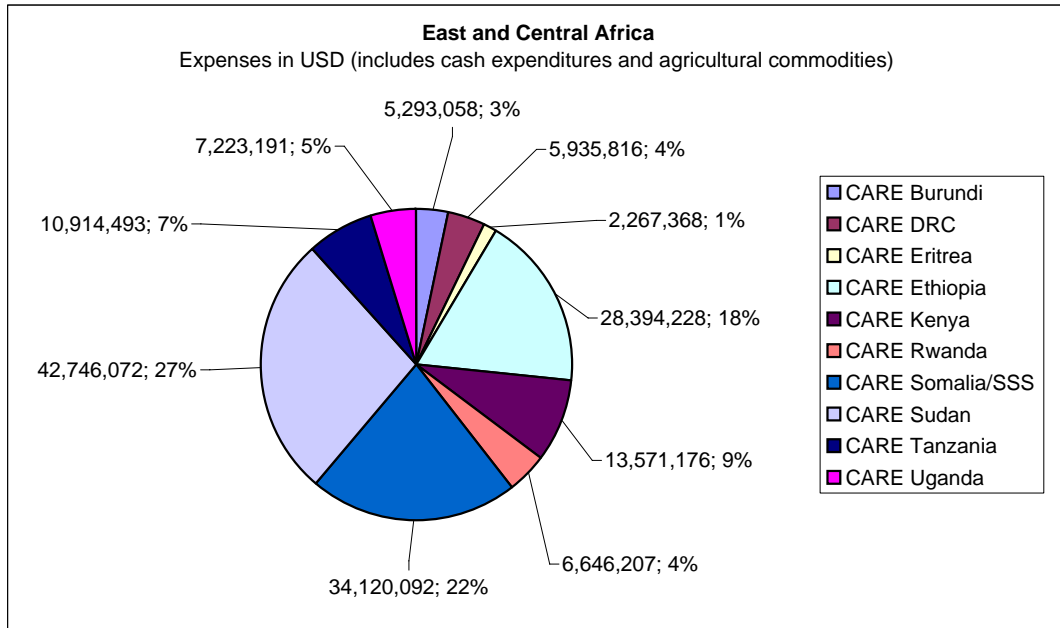
ANR	162
HIV/AIDS	92
WATSAN	91
Civil Society Strengthening/Advocacy	98
SEAD	64
Other & Multi-Sector	194
Infrastructure	25
Basic & Girls' Education	95
Governance, Municipal Development	9
Maternal/Reproductive Health	43
Emergency Response	50
Nutritional Support	41
Child Health	41
Conflict Mitigation & Peace-Building	8
Human Rights	2
Program Dev. & Support	3
Integrated & Other Health	33
Unidentified Sector	118
Total	1.169



East and Central Africa

East and Central Africa

OfficeName	Number of Staff		TOTAL
	National	International	
CARE Burundi	158	4	162
CARE DRC	53	9	62
CARE Eritrea	31	2	33
CARE Ethiopia	505	6	511
CARE Kenya	309	8	317
CARE Rwanda	198	4	202
CARE Somalia/SSS	238	13	251
CARE Sudan	591	35	626
CARE Tanzania	241	8	249
CARE Uganda	105	5	110
TOTAL	2429	94	2523



BURUNDI



Population:	6.6 million (2005 Human Development Report)
Urban Population:	9%
Major Ethnic and Linguistic Groups:	Hutu - 85%, Tutsi - 14% Twa - 1%
Religions:	Roman Catholic - 62% Traditional beliefs - 23% Muslim - 10%, Protestant - 5%
Population Growth Rate:	2.2%
Life Expectancy:	43.2 years
Infant Mortality:	72 per 1,000 live births
Under Five Mortality:	190 per 1,000 live births
GNP Per Capita:	\$100
Percentage of Literate Adult Males:	63%
Percentage of Literate Adult Females:	51%
Population With Access To Safe Drinking Water:	78%

CARE Burundi

Lead / Coordinating Member (s) : USA
International Staff : 4
National Staff : 158
Total Staff : 162

CO Summary : CARE started working in Burundi in 1994 to help those affected by civil unrest. Its initial programs focused on distribution of non-food items to internally displaced people and returning refugees in the northern part of the country. During the following years, CARE managed refugee camps inside the country and across the border in the eastern Democratic Republic of Congo. Burundi has by now successfully conducted democratic elections at all levels across the country. The new government faces many challenges, including rebuilding the infrastructure, the economy, governance structures and fostering a climate of trust amongst the population. The government, which has prioritized a decentralized decision making structure, has promoted the role of women in governance with 30% of elected officials being women.

Project Number and Project Title		Primary Sector	Type			Cash Expenditures	Agricultural Commodities
			D	R	E		
BDI033	Peace Education	Basic/Girls Education		X		26.066	0
BDI034	Food Distribution	ER			X	677.644	0
BDI035	Country Office Development (DEBT)	Other	X			15.263	0
BDI037	NYACIJIMA Watershed Rehabilitation	ANR	X			224.489	0
BDI040	Health and Nutritional Improvement in Burundi	Child Health	X			112.131	0
BDI041	Muyinga and Gitega Livelihood Security Project	Civil Society Strengthening	X			284.727	0
BDI044	Strengthening Education- Orphans/Vul.Children	Civil Society Strengthening	X			146.531	0
BDI045	Reinforcing Civil Soc. Education of Human Rights	Civil Society Strengthening	X			374.915	0
BDI046	Gouvernance Locale	Other	X			32.663	0
BDI047	PLUVS II	Other			X	278.629	0
BDI048	Livelihood Security Initiative	ANR	X			1.615.811	0
BDI050	Action Communautaire-Développement Durable	Civil Society Strengthening	X			860.980	0
BDI051	Community Support for Traumatized Children	Basic/Girls Education	X			238.521	0
BDI052	Linking Food Security Nutrition in Muyinga Province	ANR		X		153.373	0
BDI053	Kazoza Keza	Conflict Mit.Peace Building	X			115.037	0
BDI054	Record		X			55.346	0
BDI055	Post-conflict Transition Assistance Prog.- PCTAP	ANR		X		42.193	0
BDI056	A Positive Future for Women in Burundi UMWIZERO	Maternal/Rep Health	X			38.739	0
Totals			13	2	2	5.293.058	0

* project type : Development, Rehabilitation, Emergency relief

DEMOCRATIC REPUBLIC OF CONGO



Population:	56.6 million
Urban Population:	31%
Major Ethnic and Linguistic Groups:	Bantu and Hamitic - 45%
Religions:	Roman Catholic - 50% Protestant - 20% Kimbanguist - 10% Muslim - 10%
Population Growth Rate:	2.9%
Life Expectancy:	41.8 years
Infant Mortality:	89 per 1000 live births
Under Five Mortality:	205 per 1,000 live births
Maternal Mortality Rate:	950 per 100,000 live births
GNP Per Capita:	\$100
Percentage of Literate Adult Males:	76%
Percentage of Literate Adult Females:	55%
Population With Access To Safe Drinking Water:	45%

CARE DR Congo

Lead / Coordinating Member (s) : USA
International Staff : 9
National Staff : 53
Total Staff : 62

CO Summary : CARE worked temporarily in eastern DR Congo (then Zaire) from 1994 until 1998, providing assistance to Rwandan refugees. It closed its program at the end of that refugee crisis. In response to a deteriorating humanitarian situation, a CARE International country probe and assessment was conducted in late 2001. This led to a CARE decision to establish a long-term presence in the DRC starting in early 2002. A relief, reconstruction and development program is being set up in the areas of peace-building, health, economic recovery and micro-enterprise.

Project Number and Project Title	Primary Sector	Type			Cash Expenditures	Agricultural Commodities
		D	R	E		
ZAR018	Peace and Reconciliation Maringa Lopori Wamba	Other ANR		X		4.138 0
CAN030	Women's Micro-Finance Support in DR Congo - CA213	ANR	X			5.216 0
ZAR019	MANIEMA Emergency Health Gender-Based Violence - Mwishoe Tuna Turaha	Maternal/Reproductive Health			X	1.604.661 0
ZAR020	Eau Assainissement Maniema	WATSAN		X		2.781 0
ZAR021	Infrastructure - Maniema		X			2.487 0
ZAR023	DDR-ENFANTS	Conflict Mit. & Peace-Building		X		1.104.511 0
ZAR024	Equateur Landscape Protection	ANR	X			257.811 0
ZAR025	Education for Vulnerable Children	Basic and Girls Education		X		32.075 0
ZAR026	DRC Program Development	Multi-Sector	X			49.037 0
ZAR027	Improved Forest	ANR		X		13.670 0
ZAR028	Expansion of Family Planning in Maniema and Kasai Provinces	Maternal/Reproductive Health	X			1.112.749 0
ZAR029	PACDEV: Programme d'Action Communautaire	WATSAN		X		1.600.819 0
ZAR030	WAKINAMAMA	SEAD	X			121.163 0
ZAR031	Katanga Emergency	Multi-Sector			X	24.698 0
ZAR304	Project Malaria	Child Health	X			
Totals			8	6	3	5.935.816 0

* project type : Development, Rehabilitation, Emergency relief

ERITREA



Population:	4,786,994 (July, 2006 est.)
Urban Population:	20%
Major Ethnic and Linguistic Groups:	Tigrinya 50%, Tigre 31.4%, Saho 5%, Afar 5%, Beja 2.5%, Bilen 2.1%, Kunama 2%, Nara 1.5%, and Rashaida .5%.
Religions:	Christian 50%, mostly Orthodox, Muslim 48%, indigenous beliefs 2%.
Population Growth Rate:	2.5%
Life Expectancy:	54 years (2004) 59.3 (2006)
Infant Mortality:	46.3 deaths per 1000
Under Five Mortality:	250 (1960), 82 (2004)
Gross National Income per Capita	US\$180 (2004)
Percentage of Literate Adult Males:	68% (2000-2004)
Percentage of Literate Adult Females:	46% (2000-2004)
Percentage Population With Access To Safe Drinking Water:	9% (2005-UNFPA, Human Dev. Index)

CARE Eritrea

Lead / Coordinating Member (s) :	Canada
International Staff :	2
National Staff :	31
Total Staff :	33

CO Summary : In response to a request from the Government of the State of Eritrea for international assistance to cope with the aftermath of the war with Ethiopia, CARE International established a Temporary Presence in Eritrea in August 2000. CARE's mandate in Eritrea is to work in partnership with government and local non-government organizations to assist in the humanitarian and recovery program. As a result, CARE has developed strong partnerships with the line ministries, the Eritrean Relief and Refugee Commission (ERREC) and with the following non-government organizations: Vision Eritrea, Haben, and National Union of Youth and Students, Catholic Relief Services. CARE is also working in partnership with the World Food Program and the UN Mines Action Coordination Center. CARE is seeking to improve the lives of the people of Eritrea through projects in community-based savings and credit, food security as well as women's health and HIV/AIDS education. CARE Eritrea is pursuing an integrated and geographically focused program that addresses livelihood security and recurrent emergencies. The focus has been on women-headed and resource-poor households.

Project Number	Project Title	Primary Sector	Type *			Cash Expenditures	Agricultural Commodities
			D	R	E		
ERI007	Community Managed Saving and Credit Association Project - Phase III	SEAD	X			794.974	0
	Community Based Savings and Credit Associations funded BANDAID 2	SEAD			X		
	Empowering Women Who Are Living in War Affected Areas and IDP communities	SEAD			X		
ERI009	Sexual Gender Based Violence / Womens Helath Project - Phase 3	Maternal/Reproductive Health	X			56.219	
ERI012	Emergency Drought Response for Livestock	ANR	X				
ERI013	Multi-sectoral Interventions in Agro-pastoralist communities in Eritrea	ANR	X			126.484	0
	Tree Planting and Distribution of Improved Stove (Mogogo) Project	Other		X			
			X				
ER014	Program Development unrestricted	Other				107.125	0
ERI017	Emergency Agriculture Assistance Project in Gash Barka and Debub	ANR			X	17.704	0
					X		

Project Number and Project Title	Primary Sector	Type *			Cash Expenditures	Agricultural Commodities
		D	R	E		
ER020	Capacity Building	X			292	0
ERI021	Coping in Marginal Environment Integrated Livelihood Security		X		582.110	
ERI022	Environment Conservation and Food Security Strengthening project	X			38.241	
ERI023	Emergency Drought Response for Livestock			X	544.219	0
Totals		7	2	5	2.267.368	0

* project type : Development, Rehabilitation, Emergency relief

ETHIOPIA



Population:	79.3 Million (DESA 2004)
Urban Population:	16%
Major Ethnic and Linguistic Groups:	Oromo - 40% Gurage - 2% Amhara, Tigre - 32% Sidamo - 9%, Somali - 6% Shankella - 6%, Afar - 4%
Religions:	Islam - 45% Ethiopian Orthodox - 40% Animist - 12%
Population Growth Rate:	2%
Life Expectancy:	47.8 years (UNDP – 2006)
Infant Mortality:	109 per 1,000 live births
Under Five Mortality:	164 per 1,000 live births
Maternal Mortality Rate:	870 per 100,000 live births
GNP Per Capita:	\$160 (World Bank Data-2005)
Percentage of Literate Adult Males:	50%
Percentage of Literate Adult Females:	35%
Population With Access To Safe Drinking Water:	22% (UNICEF 2007)

CARE Ethiopia

Lead / Coordinating Member (s) : USA
International Staff : 6
National Staff : 505
Total Staff : 511

CO Summary : CARE has been working in Ethiopia since 1984. In response to the famine of 1984, CARE implemented a massive relief operation that lasted for almost a decade. Recently, efforts have been made to move along the relief to development continuum, using the Household Livelihood Security Framework. Although substantial progress has been achieved in the areas of agriculture, water and sanitation, family planning, and basic urban and rural infrastructure, it has become obvious that sustainable development will not be accomplished without addressing the underlying causes of poverty. Current programs cover reproductive health, primary health, water and sanitation, agriculture, HIV/AIDS, small economic activity development, integrated conservation and development, relief and drought mitigation. The projects are clustered geographically in seven zones.

Project Number and Project Title	Primary Sector	Type			Cash Expenditure	Agricultural Commodities
		D	R	E		
ETH025	HIV/AIDS Prevention, Care and Support project	HIV/AIDS	X		676.641	0
	Health Improvement Women Owned Transformation	HIV/AIDS	X			0
ETH027	Awash Conservation and Developemetn Project II	Civil Society Strengthening	X		207.424	0
ETH034	Borana Vulerability Reduction Intiative (BVRI)	Other	X		251.650	0
ETH044	Ethiopia Drought Relief (JEOP)	WATSAN	X		3.427.934	5.928.119
	Water and Sanitation (Lafto wajira WATSAN) Project	WATSAN		X		
ETH045	Farta Food Security and Support Project (FFSSP)	Civil Society Strengthening	X		453.897	0
	Farta Institutional Capacity Support (FICS) Project	Civil Society Strengthening		X		
ETH046	Urban HIV/AIDS Prevention-Care Addis Ababa (EU fund)	HIV/AIDS	X		746.803	0
	Urban HIV/AIDS Prevention and Care Project at A.A (Canada fund)	HIV/AIDS	X			
ETH047	Strengthening Communities/ Partnerships for Education/SCOPE	Basic and Girls Education	X		251.769	0
ETH048	MOST- The USAID Micronutrient Program	Nutritional Support	X		32.955	0
ETH051	Farta Child Survival	Child Health	X		317.272	0
ETH052	STI/LEAP- Southern Tier Initiative Livelihood Enhancement . Agro-Past	Basic and Girls Education	X		332.499	0

Project Number and Project Title		Primary Sector	Type			Cash Expenditure	Agricultural Commodities
			D	R	E		
ETH053	Reducing Village Vulnerability in East Hararghe	ANR	X			144.126	0
ETH054	Reducing Village Vulnerability in Ethiopia (REVIVE) - West	ANR	X			61.974	0
ETH055	Reducing Village Vulnerability(REVIVE) in Lay-Gayint woreda south Gondar.	ANR	X			187.846	0
ETH056	Micro Nutrient and Health West Hararghe (MICAHA)	Maternal/Rep.Health	X			59.524	0
ETH057	Micro Nutrient and Health-East Hararghe (MICAHA)	Child Health	X			68.153	0
ETH058	Female Genital Cutting (FGC) project	Civil Society Strengthening	X			317.817	0
ETH059	HIV/AIDS project for youth in Bahir Dar	HIV/AIDS	X			173.817	0
ETH060	Hygiene and Sanitation Promotion	WATSAM	X			7.867	0
ETH061	Hope for African Children Initiative (HACI)	Civil Society Strengthening	X			488.500	0
ETH062	Civil society Capacity Strengthening (CSCS) Project	Civil Society Strengthening	X			11.680	0
ETH063	Millenium Water Program (MWP)	Civil Society Strengthening	X			404.901	0
ETH064	Positive Change: Children, Communities and Care (PC3)	HIV/AIDS	X			196.132	0
ETH066	HH Income Building/Rural Empowerment/Transformation	Civil Society Strengthening	X			1.211.483	3.141.701
ETH067	HH Income Building and Rural Empowerment for Transformation(HIBRET) South Gondar	Civil Society Strengthening	X			1.370.850	2.578.366
ETH068	HH Income Building and Rural Empowerment for Transformation (HIBRET)-West Harar	ANR	X			1.525.306	2.847.071
ETH069	PLI/ENABLE	Other			X	311.173	0
ETH070	Awash Enabling Pastoral Livelihood Initiative (PLI/ENABLE)	Other	X			286.837	0
ETH071	HIWOT Project (Awash)	HIV/AIDS+Rep. Health	X			53.742	0
ETH072	HIWOT Project (Borena)	HIV/AIDS+Rep. Health	X			88.305	0
ETH073	HIWOT Project (East Harar)	HIV/AIDS+Rep. Health	X			92.633	0
ETH074	HIWOT Project (West Harar)	HIV/AIDS+Rep. Health	X			82.849	0
ETH075	Afar Primary Health FGCE	HIV/AIDS+Rep. Health	X			54.612	0
Totals			33	1	2	13.898.971	14.495.257

* project type : Development, Rehabilitation, Emergency relief

KENYA



Population:	34.3 million
Urban Population:	34%
Major Ethnic and Linguistic Groups:	Kikuyu - 22% ,Kisii - 6% Luhya - 14% ,Meru - 6% Luo - 13%, Kamba - 11% Kalenjin - 12%
Religions:	Protestant - 45% Roman Catholic - 33% Traditional beliefs - 10% Muslim - 10%
Population Growth Rate:	1.27%
Life Expectancy:	47 years
Infant Mortality:	79 per 1,000 live births
Under Five Mortality:	122 per 1,000 live births
Maternal Mortality Rate:	590 per 100,000 live births
GNP Per Capita:	\$450
Percentage of Literate Adult Males:	91%
Percentage of Literate Adult Females:	80%
Population With Access To Safe Drinking Water:	62%

CARE Kenya

Lead / Coordinating Member (s) : Canada
International Staff : 8
National Staff : 309
Total Staff : 317

CO Summary : CARE International has been operating in Kenya since 1968, providing development and humanitarian assistance to communities in the areas of primary health care, HIV/AIDS, small economic activity development, reproductive health and agriculture. CARE's work in Kenya is divided into different projects, each addressing either one or multiple aspects of poverty. CARE's projects in Kenya focus on the following sectors: Agriculture and Natural Resources; Civil Society Strengthening; Education; Emergency; Health; HIV/AIDS; Microfinance and Income Generation and Water, Sanitation and Environment.

Project Number and Project Title	Primary Sector	Type			Cash Expenditures	Agricultural Commodities
		D	R	E		
KEN022	RAP (Refugee Assistance Programme)			X	6.984.304	0
KEN030	Drought Intervention (KDAP)			X	835.509	0
KEN035	Mission Development Initiatives	X			33.009	0
KEN042	Service to Other CARE's	X			5.991	0
KEN045	Girl Child	X			170.247	0
KEN053	Capital Asset Revolving Fund	X			26.010	0
KEN054	Mission Support	X			13.474	0
KEN059	Title II DAP			X	1.203.591	283.928
KEN063	Rural Enterprise and Agribusiness Promotion (REAP) Project	X			222.192	0
KEN073	Professional Services	X			20.197	0

Project Number and Project Title		Primary Sector	Type			Cash Expenditures	Agricultural Commodities
			D	R	E		
KEN076	Prevention of Mother to Child Transmission of HIV (Yier Ngima)	HIV/AIDS			X	4.999	0
KEN077	Nyanza Healthy Water	WATSAN	X			176.861	0
KEN078	HACI Kenya	Child Health	X			52.811	0
KEN081	LIVESTOCK MARKETING ENTERPRISE PROJECT (LIME)	ANR	X			762.443	0
KEN082	PHIP (Pastoralists Health and Income Project)	I/O Health	X			1.617	0
KEN084	Canadian Coalition on Youth and HIV-AIDS in Africa	HIV/AIDS			X	295.865	0
KEN086	Rusinga Island Conservation and Horticulture (RICH)	ANR	X			6.152	0
KEN087	Salem Orphanage Project	Infrastructure	X			425.158	0
KEN088	Local Links for OVC Support	HIV/AIDS			X	352.016	0
KEN089	Prevention of Mother to Child Transmission Services	Child Health			X	459.170	0
KEN091	Institutional Capacity Building (ICB)	HIV/AIDS			X	187.482	0
KEN092	ACQUIRE	HIV/AIDS			X	46.678	0
KEN093	Communities Investing for Livelihoods, CIL Sirongo	HIV/AIDS	X			8.064	0
KEN094	Bondo Siaya HLS Lok Pachi Project	ANR	X			469.039	0
KEN096	PSP (Private Sector Partnership) Conference	SEAD	X			19.650	0
KEN097	Empowering Civil Society for Participatory Forest Management (EMPAFORM)	ANR	X			343.455	0
KEN098	Gender Equity Support	I/O Health	X			21.869	0

Project Number and Project Title	Primary Sector	Type			Cash Expenditures	Agricultural Commodities	
		D	R	E			
KEN100	Youth Engagement Workshop	Advocacy	X			11.028	0
KEN101	CARE Canada CD Conference	Program Management & TA	X			41.578	0
KEN102	CARE USA VS&L Conference	Program Management & TA	X			33.377	0
KEN103	CKWASEH Chemase Kibigori Water, Sanitation and Education for Health Project	WATSAN	X			51.528	0
KEN104	MBA Internship Program	Education	X			19.770	0
KEN105	WSUP Water and Sanitation for the Urban Poor	WATSAN	X			24.752	0
KEN106	CARE Enterprise Partners (CEP) Pilot Project	Program Management & TA	X			2.362	0
Totals			25	0	9	13.332.248	283.928

* project type : Development, Rehabilitation, Emergency relief

RWANDA



Population:	9.2 Million (DESA)
Urban Population:	21.1 %
Major Ethnic and Linguistic Groups:	Hutu - 84%,Tutsi - 19%,Twa - 1%
Religions:	Roman Catholic - 57%,Protestant - 26%, Adventist-11%,Muslim - 5%
Population Growth Rate:	1.84%
Life Expectancy:	44.2 years (UNDP 2004)
Infant Mortality:	118 per 1,000 live births (UNICEF 2007)
Under Five Mortality:	203 per 1,000 live births (UNICEF 2007)
Maternal Mortality Rate:	1,400 per 100,000 live births (UNDP 2006)
GNP Per Capita:	\$230
Percentage of Literate Adult Males:	71% (UNDP Human Development Report 2006)
Percentage of Literate Adult Females:	59% (UNDP Human Development Report 2006)
Population With Access To Safe Drinking Water:	41%

CARE Rwanda

Lead / Coordinating Member (s) : USA

International Staff : 4

National Staff : 198

Total Staff : 202

CO Summary : The CARE Rwanda Country office was established in 1984. From 1984 to 1994 it implemented a range of development projects in sectors including maternal health, forestry, water and sanitation. With the review of its Long Range Strategic Plan (LRSP) for FY02-06 in Feb 04, consensus emerged on the importance of focusing CARE Rwanda's LRSP on the following three new directions:(1) In partnership and alliance with others, CARE-Rwanda will integrate a rights-based program approach with a special emphasis on gender, civil society strengthening, advocacy and conflict management in the following integrated focus areas:HIV/AIDS, Education and Economic Security; (2) Promote and strengthen an organizational culture of teamwork, learning and accountability and accompanying structures, systems, policies and procedures (especially for organizational decision-making and DM&E) to ensure the highest quality and impact of our work; (3) Access, strengthen, and retain staff capacities to enable us to implement our new strategic directions.

Project Number and Project Title	Primary Sector	Type *			Cash Expenditures	Agricultural Commodities
		D	R	E		
RWA025	Project Development	Other	X		132.247	0
RWA054	LIFE - Leadership Initiative for Fighting Epidemics (LIFE III)	HIV/AIDS			108.231	0
RWA056	FEMME	SEAD	X		11.991	0
RWA059	CLASSE B - Community Learning and Action for Savings Stimulation and Enhancement	SEAD	X		73.292	0
RWA067	REACH-Rapid Effective Act HIV	Multi-Sector	X		80.862	0
RWA068	PADDEP- Programme d'Appui à la Décentralisation et au Développement Economique	ANR		X	228.391	0
RWA071	NIPS - Nkundabana Initiative for Psychosocial Support	Basic and Girls Education	X		617.062	0
RWA072	ECOCOMF - Expanding Econ Opportunity for Rural Women through Microfinance Progra	HIV/AIDS	X		114.009	0
RWA073	YIELD - Youth Initiatives to Enhance out-of-school Learning for Development	Basic and Girls Education	X		312.824	0
RWA074	GLER - Gisenyi Land and Environment Rehabilitation Project	ANR	X		190.008	0

Project Number and Project Title		Primary Sector	Type *			Cash Expenditures	Agricultural Commodities
			D	R	E		
RWA075	COMBAR HIV/AIDS	Reproductive - Health	X			145.976	0
RWA076	CHAMP - Community HIV/AIDS Mobilization Program	HIV/AIDS	X		X	2.640.705	0
RWA078	RTL Voc. Train Center Project	Reproductive - Health	X			564.643	0
RWA079	SCORE-AIDS - Strengthening Community-based Responses to HIV/AIDS Project	HIV/AIDS	X			212.851	0
RWA080	LIBRAP - Literacy and Basic Rights Awareness Project	Civil Society Strengthening	X			329.316	0
RWA081	MAP - Multisectorial AIDS Program Project	HIV/AIDS			X	792.855	0
RWA082	FOFI - Farmers of the Future Initiative	Basic and Girls Education	X			67.260	0
RWA083	POWER - Promoting Opportunities for Women's Empowerment in Rwanda	SEAD	X			23.684	0
Totals			15	1	2	6.646.207	0
* project type : Development, Rehabilitation, Emergency relief							

SOMALIA



Population:	8.5 Million
Urban Population:	36.1 % (DESA 2005)
Major Ethnic and Linguistic Groups:	Somali - 85% Bantu, other - 15%
Religions:	Sunni Muslim -
Population Growth Rate:	3.43%
Life Expectancy:	47.3 years
Infant Mortality:	133 per 1,000 live births (UNICEF 2007)
Under Five Mortality:	225 per 1,000 live births
GNP Per Capita:	\$120
Percentage of Literate Adult Males:	50%
Percentage of Literate Adult Females:	26%

CARE Somalia

Lead / Coordinating Member (s) : USA

International Staff : 13

National Staff : 238

Total Staff : 251

CO Summary : CARE has been active in Somalia since 1981 when it began providing support to refugees in the country at the invitation of the former government of the Somalia Democratic Republic. CARE's programming activities since then have included large-scale emergency relief and refugee assistance activities, water facility construction, primary health care, small scale enterprise development, local institutional building, primary school education and agriculture. With the outbreak of civil war in 1991, CARE moved its main office to Nairobi but continued to maintain sub-offices in Puntland, Somaliland and Southern Somalia. CARE Somalia and South Sudan merged in 1997 into one country office. This was necessitated by similarities in operating environments (both Southern Sudan and Somalia were very volatile) and a desire to share costs and resources. Both offices relocated to Nairobi under one office and name, CARE Somalia/South Sudan.

Project Number and Project Title	Primary Sector	Type *			Cash Expenditures	Agricultural Commodities
		D	R	E		
SOM029	Development Program	Multi-Sector	X		417.413	0
SOM031	Community Basic Education	Education	X		366.584	0
SOM041	Rural Food Security Program (RFSP)	Nutritional Support	X		5.420.262	20.225.981
SOM051	Somaliland Partner	Multi - Sector	X		36.818	0
SOM053	Civil Society Expansion Program	Civil Society Strengthening	X		391.631	
SOM059	Puntland Health Partnership Program Phase 3 (PHPP III)	Maternal/Reproductive Health	X		44.824	0
SOM061	Water Trucking for Sool	WATSAN			3.794	0
SOM062	Parter Income Genarating	SEAD			61.134	0
SOM063	NGO Security preparedness	Other			270.176	0
SOM064	Emergency cash distribution	Other			4.295	0
SOM065	Puntland Pastoralists Pro	Other			380.366	0
SOM066	Tsunami Relief and Rehabilitation Project	Multi - Sector		X	3.793.090	
SOM067	Emergency Free Food Distribution	Nutritional Support			39.858	0

Project Number and Project Title	Primary Sector	Type *			Cash Expenditures	Agricultural Commodities	
		D	R	E			
SOM068	FGM Abandonement in Somaliland Project (FASP)	Maternal/Reproductive Health	X			220.155	0
SOM069	EC-Sool Plateau	WATSAN	X			499.586	0
SOM070	FLECS-UNHCR	Multi-Sector	X			241.296	0
SOM071	Returnee Youth Reinteg Program	Multi-Sector		X		112.374	0
SOM072	Puntland Livelihood Recovery Program	Civil Society Strengthening		X		163.615	0
SOM073	Civil Society & Media	Other			X	375.616	0
SOM074	Promotion of Employment Through Training (PETT)	Other	X			122.397	0
SOM075	Strengthening Capacity of Teaching Training (SCOTT)	Basic and Girls Education	X			83.918	0
SOM076	Development of Irrigated Agriculture in Lower Shabelle (DIALS)	ANR	X			71.294	0
SOM077	Strengthening Livelihoods	Multi-Sector	X			131.798	0
SOM078	Support to Displaced Population	Other		X		390.023	0
SOM080	WASH (Water Sanitation & Health)	Education			X	26.802	0
SOM081	Emergency water supply Gedo	Emergency Response			X	224.994	0
Totals			14	4	10	13.894.113	20.225.981

* project type : Development, Rehabilitation, Emergency relief

SUDAN



Population:	37 Million (DESA 2004)
Urban Population:	42.6 % (DESA 2004)
Major Ethnic and Linguistic Groups:	Black - 52% ,Arab - 39% Beja - 6%
Religions:	Sunni Muslim - 70% Traditional beliefs - 25% Christian - 5%
Population Growth Rate:	2.71%
Life Expectancy:	56.5 years (UNDP 2006)
Infant Mortality:	62 per 1,000 live births
Under Five Mortality:	90 per 1,000 live births
Maternal Mortality Rate:	550 per 100,000 live births
GNP Per Capita:	\$330
Percentage of Literate Adult Males:	69 % (UNDP 2005)
Percentage of Literate Adult Females:	49.9 % (UNDP 2005)
Population With Access To Improved Sanitation:	34 % (UNICEF & WHO 2006)

CARE Sudan (& South Sudan)

Lead / Coordinating Member (s) :	USA
International Staff :	35
National Staff :	591
Total Staff :	626

CO Summary : CARE has been operating in Sudan since 1979. It has responded to periodic food emergencies in the country since that time and it maintains a strong emergency response capacity. In 1985, for example, CARE provided food aid to more than 2 million Sudanese and refugees from Ethiopia. In 1998, CARE responded to the famine in Bahr el Ghazal caused by the civil war and this led to its decision to engage in a major advocacy campaign for peace in the country. CARE implements large health and food programs for hundreds of thousands of internally displaced people in Khartoum. It is also involved in development and rehabilitation health, water supply, and food security programs in several areas of the country.

Project Number and Project Title	Primary Sector	Type *			Cash Expenditures	Agricultural Commodities
		D	R	E		
SDN053	New Project Development	Multi - Sector	X		301624	0
SDN58	Basic Health Assist. For	Integrated & Other			29728	0
SDN065	Economic Recovery	SEAD		X	156.746	0
SDN075	Latjor State FoodSe	Other			631.280	0
SDN059	Unity Emergency Water Supply & Sanitation Project	WATSAN			865.752	0
SDN078	Vehicle Lease Revol Fund	Other		X	177.916	0
SDN081	WauPeace&Conflict Mitigati	Nutritional Support			208.575	0
SDN086	CFLI - North Sudan Canada Fund for Local Initiatives	Child Health	X		17.548	0
SDN088	FSWD - Food Security for the War Displaced	Nutritional Support			2.227.399	489.596
SDN089	North Kordofan Emergency Water and Health Project	WATSAN	X			
SDN092	LEP - Livelihood Enhancement Project for the Communities in Kordofan	WATSAN	X		2.159.418	0
SDN093	Sudan Basic Education Program(SBEP)	Basic and Girls Education	X		11.253.981	0
SDN094	Humanitarian Plus Project	WATSAN		X	154.090	0
SDN095	Darfur Emergency Response	Multi - Sector			332.038	0

Project Number and Project Title		Primary Sector	Type *			Cash Expenditures	Agricultural Commodities
			D	R	E		
SDN096	WFP for Darfur Emergency	Other			X	3.387.175	0
SDN098	UNJLC for Darfur Logistic	Emergency Response			X	6.593.726	0
SDN099	Gates for Darfur Emergency	Emergency Response			X	193.530	0
SDN100	South Darfur Emergency Reponse	WATSAN			X	2.793.203	
SDN101	South Darfur Emergency Response	WATSAN			X	449.856	0
SDN102	Nuba Moutains Program	Multi - Sector			X	899.197	0
SDN103	Primary Health Care - Upper Nile (SHARPUN)	Child Health			X	5.089.356	0
SDN104	Sudan Health Transformation	Integrated and Other	X			152.167	0
SDN106	Improved Household Livelihood Security in Transitional Areas and Khartoum State	ANR		X		1.501.541	0
SDN107	Bor Country Livestock Project	ANR		X		251.547	0
SDN108	Kordofan Food Security &?	Multi - Sector	X			1.300.206	0
SDN109	Strengthening Popular Committees in Hai el Baraka, Khartoum	Other	X			82.209	0
SDN112	WORLP - Women Human Rights and Leadership Promotion	Other	X			94.042	0
SDN113	SKEFAP - Southern Kordofan Emergency Assistance Project	Nutritional Support			X	934.178	0
SDN114	USIP-Return with Dignity Program	Other		X		18.448	0
Totals			9	6	14	42.256.476	489.596

* project type : Development, Rehabilitation, Emergency relief

TANZANIA



Population:	39 Million (DESA 2004)
Urban Population:	25 % (DESA 2005)
Major Ethnic and Linguistic Groups:	African - 99%
Religions:	Traditional beliefs - 35% Muslim - 35% Christian - 30%
Population Growth Rate:	1.72%
Life Expectancy:	45.0 years (UNDP 2006)
Infant Mortality:	78 per 1,000 live births (UNICEF 2007)
Under Five Mortality:	122 per 1,000 live births (UNICEF 2007)
Maternal Mortality Rate:	1,500 per 100,000 live births (UNDP 2006)
GNP Per Capita:	\$340 (World Bank 2006)
Percentage of Literate Adult Males:	86%
Percentage of Literate Adult Females:	71%
Population With Access To Safe Drinking Water:	68%

CARE Tanzania

Lead / Coordinating Member (s) :	USA
International Staff :	8
National Staff :	242
Total Staff :	250

CO Summary : CARE began operations in Tanzania in May 1994 in response to the Rwandan refugee crisis. Since CARE's initial relief mission, the country office has evolved to include a broad portfolio of development activities with Tanzanian communities, including education, HIV/AIDS, health, food security, civil society strengthening, micro-finance and income generation, water and sanitation, environment and natural resource management. CARE Tanzania currently has projects in 42 districts of the mainland and Zanzibar. In addition to CARE's own funding, support for CARE Tanzania's projects comes from a diverse set of donors (NORAD, UNDP, Royal Netherlands Embassy, CIDA, USAID, etc.) including bilateral assistance through CARE International (CI) members, private foundations, multilateral donors and embassies in Tanzania. Under CARE Tanzania's first long range strategic plan for July 1998-June 2003, CARE succeeded in developing internal capacity for quality programming, including competent staff, adequate systems and a viable funding base.

Project Number and Project Title	Primary Sector	Type *			Cash Expenditures	Agricultural Commodities
		D	R	E		
TZA004 New Project Development	Other	X			381.259	0
TZA005 Jozani-Chawaka Bay	ANR	X			13.139	0
TZA009 Magu District Livelihood Security Project	Other	X			251.688	0
TZA015 Kigoma Environment Management Program - KEMP	ANR	X			557.570	0
TZA019 HUJAKWAMA	WATSAN	X			106.560	0
TZA022 Tusome Vitabu	Basic and Girls Education	X			1.267.492	0
TZA024 MISITU YETU - Supporting Communities to manage and benefit from BIODIVER FORESTS	ANR	X			274.422	0
TZA025 Tunza Mazingira Uongeze Mapato (TUMAUMA)	Other	X			127.979	0
TZA027 Malaria Intervention	Other	X			330.256	0
TZA030 Misungwi Income and Food Security	ANR	X			237.750	0

Project Number and Project Title		Primary Sector	Type *			Cash Expenditures	Agricultural Commodities
			D	R	E		
TZA031	VSHP	Multi - Sector	X			4.299.861	0
TZA032	Kahama Education Enhancement Project	Basic and Girls Education	X			191.019	0
TZA034	COMMUNITY SERVICES AND EDUCATION - KIBONDO, TANZANIA	Basic and Girls Education	X			358.444	0
TZA035	Uluguru Mountains Environmental Management and Conserveation Project	ANR	X			456.975	0
TZA036	Misali Island Conservation and Development Project (MICODEP)	ANR	X			84.132	0
TZA037	Sustainable Resource Use & Community Development on Ngezi Vumawimbi-MEMA	Other	X			319.771	0
TZA038	PEMA	ANR	X			157.987	0
TZA039	Increasing Mz Civil Society	Other	X			20.445	0
TZA040	TUJIKOMBOE - Liberate yourself from poverty	ANR	X			109.602	0
TZA041	Empowering Civil Society for Participatory Forest Management in East Africa	ANR	X			214.285	0
TZA042	Learning and Advocacy for Education Rights	Basic and Girls Education	X			80.629	0
TZA043	Home care for PLHA & TB adherence	Integrated & Other	X			431.973	0
TZA045	TZ Multi Sectral Aids Program	Child Health	X			171.874	0
TZA046	Critical Ecosystem Partnership - Forest & Wildlife	ANR	X			9.293	0
TZA047	WAGE (Women & Girls empowerment) Programme	Multi-Sector	X			305.206	0
TZA048	Equitable Payment for Watershed Service	ANR	X			3.022	0
TZA099	Receiving Cash	Other	X			151.860	0
Totals			27	0	0	10.914.493	0

* project type : Development, Rehabilitation, Emergency relief

UGANDA



Population:	29.9million (DESA 2004)
Urban Population:	12.9 % (DESA 2005)
Major Ethnic and Linguistic Groups:	African tribes (Baganda, Ankole, Basoga, Iteso, other) - 91%
Religions:	Roman Catholic - 33% Protestant - 33% Traditional beliefs - 18% Muslim - 16%
Population Growth Rate:	2.96%
Life Expectancy:	48.4 years (UNDP 2006)
Infant Mortality:	79 per 1,000 live births (UNICEF 2007)
Under Five Mortality:	136 per 1,000 live births (UNICEF 2007)
Maternal Mortality Rate:	880 per 100,000 live births (UNDP 2006)
GNP Per Capita:	\$280 (World Bank 2006)
Percentage of Literate Adult Males:	80%
Percentage of Literate Adult Females:	60%
Population With Access To Safe Drinking Water:	52%

CARE Uganda

Lead / Coordinating Member (s) : USA

International Staff : 5

National Staff : 105

Total Staff : 110

CO Summary : CARE International has been active in Uganda since 1979. CARE Uganda's core mission is to work with and support others to identify and address the underlying causes of poverty and social injustice in Uganda. In support of this, CARE aims to strengthen civil society and support government to meet its obligations, in order to achieve a substantial increase in the proportion of people in Uganda who meet the minimum conditions of living with dignity. Each project is designed to contribute to this goal, and the Country Office also tries to maximise opportunities for synergy between our various projects and activities, as well as with those of others. For ease of management, the CARE Uganda programme is organised in four sectors; Social Development, Natural Resource Management, Economic Rights and Emergency & Rehabilitation.

Project Number and Project Title		Primary Sector	Type *			Cash Expenditures	Agricultural Commodities
			D	R	E		
UGA049	Research and Development	Other	X			94.162	0
UGA060	Integrated lake Mgmt Project	ANR	X			22.684	0
UGA063	Staff Development	Other	X			36.471	0
UGA066	Hope for African Children Initiative (HACI)	HIV/AIDS	X			597.535	0
UGA067	INPACT	ANR	X			13.183	0
UGA072	SHADO	Other	X			34.175	0
UGA073	ISAMI	Other	X			231.828	0
UGA074	Rights Equity and Protected Areas (REPA) - Environmental Advocacy component	Civil Society Strengthening	X			58.441	0
UGA075	REPA -Programme Design and Coordination Facility (PDCF)	Civil Society Strengthening	X			404.776	0
UGA076	REPA COSTS	ANR	X			112.823	0
UGA078	Promoting Safer Choices Adolescents (ProSCAd)	Civil Society Strengthening	X			191.272	0

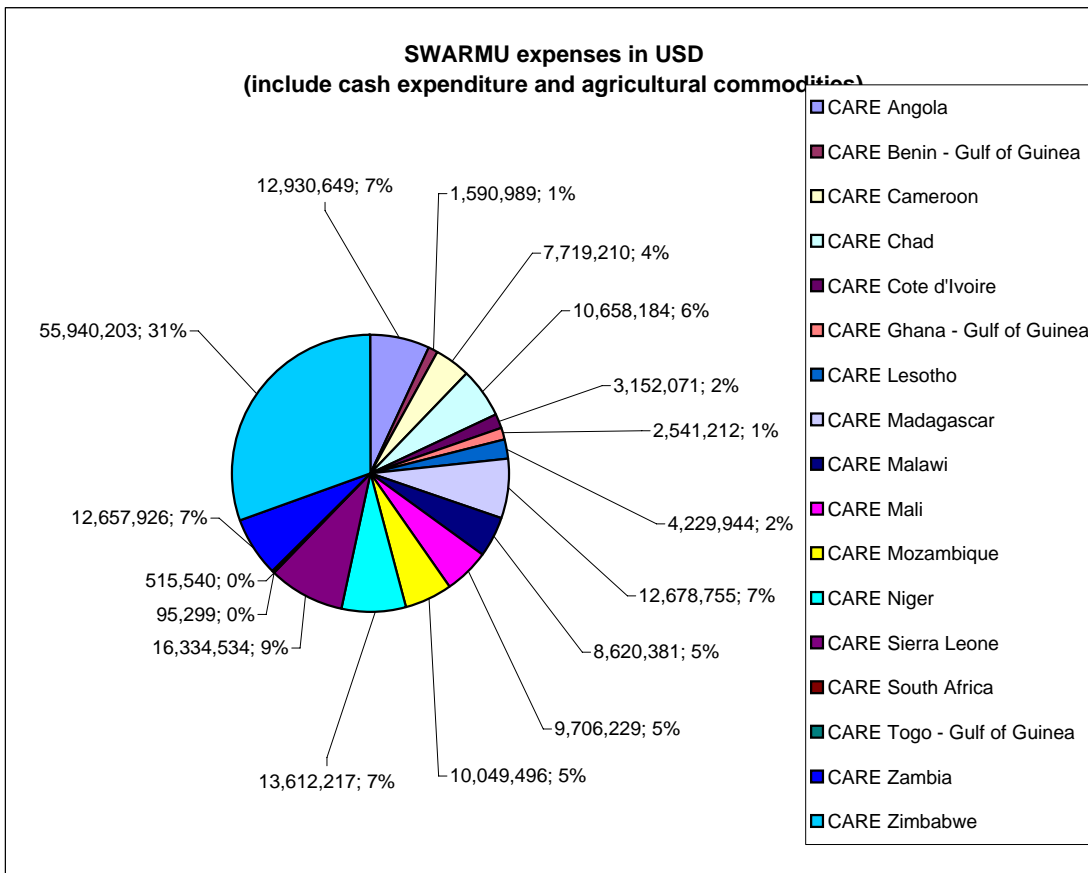
Project Number and Project Title	Primary Sector	Type *			Cash Expenditures	Agricultural Commodities	
		D	R	E			
UGA079	Civil Society Organisations for Peace in Northern Uganda (CSOPNU)	Civil Society Strengthening		X		128.209	0
UGA080	Agricultural Marketing Initiative (UG189)	ANR	X			216.407	0
UGA081	Water & Sanitation For ID	WATSAN	X			149.702	0
UGA082	Community Self Reliance	Multi - Sector		X		1.011.857	0
UGA083	REPA Economic Empowerment	Civil Society Strengthening	X			93.449	0
UGA084	REPA Accountability Component	Civil Society Strengthening	X			110.652	0
UGA085	REPA - Civil Society Capacity Building Component	Civil Society Strengthening	X			20.236	0
UGA086	SCIA	Other	X			3.611	0
UGA087	CORE Initiative Uganda	Civil Society Strengthening	X			2.327.643	0
UGA088	Strengthening & Empowering CS for Participatory Forest Management in East Africa	ANR	X			403.104	0
UGA089	Gulu Community Action Against Sexual Gender-Based Violence Project (SGBV)	Emergency Response	X			107.336	0
UGA090	Kigezi Business Development Services (BDS) Project	ANR	X			207.780	0
UGA091	Primary/Reproductive Healthcare project for internally displaced people	Maternal/Reproductive Health			X	230.950	0
UGA092	Gulu Emergency Water and Sanitation	WATSAN	X			310.104	0
UGA093	SUSTAIN	SEAD	X			104.801	0
Totals			23	2	1	7.223.191	0

* project type : Development, Rehabilitation, Emergency relief

South and West Africa

South and West Africa

OfficeName	Number of Staff		TOTAL
	National	International	
South and West Africa			
CARE Angola	139	4	143
CARE Gulf of Guinea (Benin, Ghana, Togo)	87	3	90
CARE Cameroon	95	5	100
CARE Chad	354	26	380
CARE Cote d'Ivoire	66	2	68
CARE Lesotho	31	3	34
CARE Madagascar	455	6	461
CARE Malawi	140	8	148
CARE Mali	115	4	119
CARE Mozambique	341	11	352
CARE Niger	300	2	302
CARE Sierra Leone	262	14	276
CARE South Africa	15	1	16
CARE Zambia	281	9	290
CARE Zimbabwe	330	7	337
TOTAL	3011	105	3116



ANGOLA



Population:	10.8 million
Urban Population:	35%
Major Ethnic and Linguistic Groups:	Ovimbundu - 37% Kimbundu - 25% Bakongo - 13%
Religions:	Traditional beliefs - 47% Roman Catholic - 38% Protestant - 15%
Population Growth Rate:	2%
Life Expectancy:	40 years
Infant Mortality:	194 per 1,000 live births
Under Five Mortality:	260 per 1,000 live births
Maternal Mortality Rate:	1.500 per 100,000 live births
GNP Per Capita:	\$500
Percentage of Literate Adult Males:	56%
Percentage of Literate Adult Females:	28%
Population With Access To Safe Drinking Water:	38%

CARE Angola

Lead / Coordinating Member (s) :	USA
International Staff :	4
National Staff :	139
Total Staff :	143

CO Summary : CARE-Angola opened its doors in 1989 in the midst of wide-scale civil war. The two-decade conflict ultimately killed or wounded hundreds of thousands of people, displaced another 1.2 million people, destroyed towns and cities, severely damaged the economy and left huge tracts of farmland untended and unproductive; the Lusaka Protocol, signed by Angolan Government and UNITA rebel forces on November 20, 1994, brought only an uneasy peace. Drought, the presence of 15 million landmines, and the collapse of traditional distribution and trading networks have left large segments of the population without access to basic goods and services, including food, clean water and health care. Despite periodic political instability, CARE Angola has been able to evolve from mostly emergency-based activities to rehabilitation. Projects currently include: mother-child health; water and sanitation; landmine education awareness, mapping and clearance; and restoration of the agricultural and marketing sectors.

Project Number and Project Title	Primary Sector	Type *			Cash Expenditures	Agricultural Commodities	
		D	R	E			
AGO036	CAMRI II		X		96.162	0	
AGO037	Mission Development - Angola	Civil Society Strengthening	X		131.516	0	
AGO038	Bie Child Survival	Child Health	X		728.401	0	
AGO040	LURE	Governance, Mun.Dev.	X		1.283.100	0	
AGO044	Bie Emergency-Ag Support	ANR		X	127.589	0	
AGO045	Bie Emerg-Food & Non-Food	Nutritional Support		X	70.017	0	
AGO047	Devt Relief in Angola	ANR		X	6.204.998	2.878.840	
AGO051	CORE HIV/AIDS Small grants Program	HIV/AIDS	X		249.202	0	
AGO052	Transitional Program Initiatives	Civil Society Strengthening	X		88.926	0	
AGO053	USAID-MCH	Child Health		X	28.143	0	
AGO054	Habit Humty Intl-shelter	Infrastructure		X	225.061	0	
AGO055	IRSEM-Reintgr. Ex.Soldiers	Multi-Sector		X	818.694	0	
Totals			5	4	3	10.051.809	2.878.840

* project type : Development, Rehabilitation, Emergency relief

BENIN



Population:	7.04 million
Urban Population:	43%
Major Ethnic and Linguistic Groups:	African - 99%
Religions:	Traditional beliefs - 50% Christian - 30% Muslim - 20%
Population Growth Rate:	3%
Life Expectancy:	51.1 years
Infant Mortality:	87 per 1,000 live births
Under Five Mortality:	158 per 1,000 live births
Maternal Mortality Rate:	500 per 100,000 live births
GNP Per Capita:	\$360
Percentage of Literate Adult Males:	56%
Percentage of Literate Adult Females:	27%
Population With Access To Safe Drinking Water:	63%

CARE Benin

Lead / Coordinating Member (s) : USA

International Staff : 1

National Staff : 19

Total Staff : 20

CO Summary : The CARE office in the Gulf of Guinea covers Benin, Ghana and Togo and was established in 1995. In Benin, CARE has implemented key projects in health, education, childcare, economic development and microfinance. CARE started operating in Ghana in 1995 and was merged with CARE Togo and CARE Benin which had been in operation for 12 years and one year respectively in 1999. CARE Benin has projects in Health, Education and Child Rights including PROBASE, PROCHILD and MicroNutrient.

Project Number and Project Title		Primary Sector	Type *			Cash Expenditures	Agricultural Commodities
			D	R	E		
BEN002	PROBASE	Basic and Girls' Education	X			1.801	0
BEN004	Iron Fortification	Nutritional Support	X			10.745	0
BEN006	PROCHILD Project	Basic and Girls' Education	X			108.894	0
BEN007	Equity and QQuality In Primary Education Project (EQUIPE)	Basic and Girls Education	X			285.269	0
BEN008	Appropriate Solutions for Anaemia Control	Nutritional Support	X			39.355	0
BEN009	Projet de Renforcement Institutionel du Secteur de la Micro-Finance	SEAD	X			370.749	0
BEN010	Programme d'Appui au Developpement du Secteur Agricole au Benin (PADSA)	SEAD	X			737.385	0
BEN011	Corridor - World Bank	Civil Society Strengthening	X			36.791	0
Totals			8	0	0	1.590.989	0

* project type : Development, Rehabilitation, Emergency relief

CAMEROON



Population:	15.7 million
Urban Population:	50%
Major Ethnic and Linguistic Groups:	Cameroon Highlanders - 31% Equatorial Bantu - 19% Kirdi - 11% Fulani - 10% Other African - 28%
Religions:	Traditional beliefs - 40% Christian - 40% Muslim - 20%
Population Growth Rate:	2%
Life Expectancy:	48 years
Infant Mortality:	70 per 1,000 live births
Under Five Mortality:	155 per 1,000 live births
Maternal Mortality Rate:	430 per 100,000 live births
GNP Per Capita:	\$570
Percentage of Literate Adult Males:	85%
Percentage of Literate Adult Females:	73%
Population With Access To Safe Drinking Water:	58%

CARE Cameroon

Lead / Coordinating Member (s) : Canada

International Staff : 5

National Staff : 95

Total Staff : 100

CO Summary : CARE has worked in Cameroon since 1978 and began its first activities in the North, East, and Far North provinces. During CARE's 27-year experience in Cameroon, CARE has collaborated with a variety of government ministries and other development actors on projects in the following sectors: rural water supply; environment and forestry; community capacity building; primary health care; nutrition and food security; and HIV/AIDS prevention and care. CARE Cameroon implements short, medium, and long-term development projects that aim to build community participation for integrated development of poor and vulnerable populations.

Project Number	Project Title	Primary Sector	Cash Expenditures			Agricultural Commodities	
			D	R	E		
CMR023	(PN 85) Mission Support	Other	X			99.529	0
CMR041	Potable Water & Community Health in Adamaoua	I/O Health	X			359.443	0
CMR048	(PN 48) Support for Orphans and Vulnerable Children in the Far North - HACI	Child Health	X			6.430	0
CMR049	(PN 49) Rural Development in the North and Far North Provinces - CM166	ANR	X			2.015.422	0
CMR050	(PN 50) Community Natural Resource Management - CM167	ANR	X			189.481	0
CMR053	(PN 53) Road Security and HIV/AIDS Prevention Along the Road Ngaoundere/Toubouro	HIV/AIDS			X	111.689	0
CMR055	MINAGRI Rural Dev't East & Adamoua - CM176	ANR	X			1.030.499	0
CMR056	Prevention des IST/VIH-Sida sur les axes routiers - CM178	HIV/AIDS			X	568.327	0
CMR057	Mobilisation de la Société Civile pour la Lutte contre le VIH/SIDA - CM179	HIV/AIDS			X	2.581.624	0
CMR058	promotion de la prise en charge intégrée des personnes infectées par VIH/SIDA	HIV/AIDS	X			159.352	0
CMR059	Projet de Soutien aux Orphelins et Enfants Vulnérables	Child Health	X			536.448	0
CMR060	projet Pilote de Lutte contre le Paludisme dans la Région de Lagdo	I/O Health	X			60.966	0
Totals			9	0	3	7.719.210	0

* project type : Development, Rehabilitation, Emergency relief

CHAD



Population:	9,944,201 (July 2006 est.)
Urban Population:	26.1 percent
Major Ethnic and Linguistic Groups:	Northern Chadians are mainly of Berber and Tuareg origins; the Sara, Massa, Mundani and Hakka are predominant in the south. The country's official languages are French and Arabic; more than 100 local languages, including Sara.
Religions:	Muslim 51%, Christian 35%, animist 7%, other 7%
Population Growth Rate:	2.93% (2006 est.)
Life Expectancy:	43.7 years
Infant Mortality:	124 per 1,000 live births
Under Five Mortality:	208 per 1,000 live births
Maternal Mortality Rate:	1,100 per 100,000 live births (2000)
GNP Per Capita:	USD1,500 (2006 est.)
Percentage of Literate Adult Males:	56%
Percentage of Literate Adult Females:	39.3%
Population With Access To Safe Drinking Water:	50%

CARE Chad

Lead / Coordinating Member (s) : Canada
International Staff : 26
National Staff : 354
Total Staff : 380

CO Summary : CARE has been working in Chad since 1974, concentrating on health projects with a particular emphasis on HIV/AIDS prevention for migrant populations. Water, sanitation, waste management and recycling systems have also been implemented. Since the recent conflict in the Darfur region of Sudan, CARE has also been providing relief to the enormous influx of Sudanese refugees. CARE's work in Chad is divided into different projects, each addressing either one or multiple aspects of poverty. CARE's projects in Chad focus on the following sectors: Agriculture and Natural Resources; Civil Society Strengthening; Education; Emergency; HIV/AIDS; Water, Sanitation and Environment.

Project Number and Project Title	Primary Sector	Type			Cash Expenditures	Agricultural Commodities
		D	R	E		
TCD301	Sudanese Refugee Assistance Project in Eastern Tchad			X	6,492,254	0
TCD302	Installation of Water Points in Sudanese Refugee Camps			X	1,443,574	0
TCD303	Community and Psychosocial Service			X	892,601	0
TCD304	Seed Distribution			X	517,631	0
TCD305	Protection of the Child			X	162,338	0
TCD306	Emergency Assistance Car Refugees in South Tchad			X	1,103,428	0
TCD307	Ndjamena Urban Development	X			46,358	0
Totals		1	0	6	10,658,184	0

* *project type : Development, Rehabilitation, Emergency relief*

COTE D'IVOIRE



Population	11.6 million
Urban Population:	31%
Major Ethnic and Linguistic Groups:	Mande (Bambara, Malinke, Sarakole) - 50% Peul - 17% Voltaic - 12% Tuareg, Moor - 10% Songhai - 6%
Religions:	Muslim - 90% Traditional beliefs - 9%
Population Growth Rate:	2.82%
Life Expectancy:	45.4 years
Infant Mortality:	119 per 1,000 live births
Under Five Mortality:	231 per 1,000 live births
Maternal Mortality Rate:	580 per 100,000 live births
GNP Per Capita:	\$210
Percentage of Literate Adult Males:	54%
Percentage of Literate Adult Females:	40%
Percentage Population With Access To Safe Drinking Water:	65%

CARE Cote d'Ivoire

Lead / Coordinating Member (s) :	USA
International Staff :	2
National Staff :	66
Total Staff :	68

CO Summary : CARE has been working in Côte d'Ivoire since 2000 through its regional program on HIV/AIDS and migration, which focus on migrant groups in Abidjan, communities along the Abidjan to Tahoua (Niger) axis and communities along the rail link between Abidjan and Ouagadougou (Burkina Faso). After the attempted coup in September 2002, CARE began providing food, infrastructure rehabilitation and other assistance to internally displaced and vulnerable families in Bouaké area. Today, CARE's programs include urban sanitation, health, community reintegration, conflict resolution and institutional strengthening. CARE maintains a sub-office in Bouaké, and a main office in Abidjan.

Project Number	Project Title	Primary Sector	Type *			Cash Expenditures	Agricultural Commodities
			D	R	E		
CIV002	INFIRMERIES					29.534	0
CIV003	Co Strategic plan/Dev	Multi-Sector	X			345.545	0
CIV007	Reintegrating project	Multi-Sector	X			325.171	0
CIV008	HIV/AIDS epidemic spread prevention in the Northeen Cote d'Ivoire	HIV/AIDS			X	506.731	0
CIV009	Europ. Com. HIV / AIDS	HIV/AIDS				1.178.818	0
CIV010	Pepfar Project	Maternal/Reproductive Health	X			444.919	0
CIV011	Partenariat et Alliance pour la Reconciliation en Cote-d'Ivoire	Conflict Mit. & Peace		X		268.663	0
CIV012	Contingency Planning					19.116	0
CIV013	Food for PLWH and OVC					19.566	0
CIV014	ECHO-Rehabilitation	WATSAN			X	14.008	0
Totals			3	1	2	3.152.071	0

* project type : Development, Rehabilitation, Emergency relief

GHANA



Population:	20.5 million
Urban Population:	36%
Major Ethnic and Linguistic Groups:	Akan - 44% Moshi-Dagomba - 16% Ewe - 13% , Ga - 8% Gurma - 3%
Religions:	Christian - 63% Traditional beliefs - 21% Muslim - 16%
Population Growth Rate:	1.45%
Life Expectancy:	56.5 years
Infant Mortality:	53 per 1,000 live births
Under Five Mortality:	100 per 1,000 live births
Maternal Mortality Rate:	210 per 100,000 live births
GNP Per Capita:	\$290
Percentage of Literate Adult Males:	83%
Percentage of Literate Adult Females:	67%
Population With Access To Safe Drinking Water:	73%

CARE Ghana-Gulf of Guinea

Lead / Coordinating Member (s) :	USA
International Staff :	3
National Staff :	61
Total Staff :	64

CO Summary : CARE started operating in Ghana in 1995 and was merged with CARE Togo and CARE Benin which had been in operation for 12 years and one year respectively in 1999. The strategy for poverty reduction in Ghana, developed in 1995, lays emphasis on economic growth, integrated rural development, the expansion of employment opportunities and improved access by the rural and urban poor to basic public services such as education, health care, water and sanitation, family planning services and sustainable household livelihoods. CARE Ghana, with Togo and Benin as a mission has development programs in Sustainable Livelihoods -(Agriculture and Natural Resources, Small Economic Activities Development) and Basic Social Services - (Health/HIV/AIDS, Education/Civil Society) which together contribute to the elimination of poverty in Ghana.

Project Number and Project Title		Primary Sector	Type *			Cash Expenditures	Agricultural Commodities
			D	R	E		
GHA001	Project Development	Multi-Sector	X			260.594	0
CAN042	Community Initiatives for Food Security - CA252	ANR	X			18.528	0
GHA009	Microsmart	SEAD	X			1.200	0
GHA016	Insurance	Multi-Sector	X			10.890	0
GHA018	Western and Ashanti STD and HIV/AIDS	HIV/AIDS	X			175.127	0
GHA021	Forest Livelihoods & Rights for Sustainable Natural Resource Management (FOREST)	ANR	X			300.775	0
GHA022	PDCF	ANR	X			280.655	0
GHA023	Bushfire Management & Rural Livelihoods in Northern Ghana (BURN)	ANR	X			254.809	0
GHA024	Sustainable Farming Systems Extension (FASE)	ANR	X			215.466	0
GHA025	Civil Society Capacity Support (CISOCS)	ANR	X			138.140	0
GHA026	Security of Land Tenure (SLATE)	ANR	X			114.116	0
GHA028	GCMH	Integrated & Other	X			184.598	0
GHA029	CIFS Community-Driven Initiatives for Food Security	ANR	X			162.658	0

Project Number and Project Title		Primary Sector	Type [*]			Cash Expenditures	Agricultural Commodities
			D	R	E		
GHA030	Urban Basic Access to Social Services	WATSAN	X			159.796	0
GHA032	Trade Investment Program for a Competitive Export Economy (TIPCEE)	SEAD	X			263.390	0
GHA033	Fair Trade Fruits	.				470	0
Totals			15	0	0	2.541.212	0
* project type : Development, Rehabilitation, Emergency relief							

LESOTHO



Population:	1.9 million
Urban Population:	29%
Major Ethnic and Linguistic Groups:	Sotho - 99%
Religions:	Christian - 80% Traditional beliefs - 20%
Population Growth Rate:	0.19%
Life Expectancy:	36.9 years
Infant Mortality:	86 per 1,000 live births
Under Five Mortality:	132 per 1,000 live births
GNP Per Capita:	\$550
Percentage of Literate Adult Males:	75%
Percentage of Literate Adult Females:	95%
Population With Access To Safe Drinking Water:	78%

CARE Lesotho

Lead / Coordinating Member (s) : USA
International Staff : 3
National Staff : 31
Total Staff : 34

CO Summary : CARE began work in Lesotho in 1968 in response to the governments request for international assistance to help drought victims. CARE assistance included distribution of food, medicine and school supplies, as well as tools and equipment for the construction of roads, bridges and dams. During the next two decades, CARE carried out a project that helped rural women increase their income through the establishment of small-scale, hand-spun mohair enterprises. CARE Lesotho has since diversified its programs to include water supply construction, rural enterprise promotion, forestry and agriculture, and the commercialization of technology.

Project Number and Project Title		Primary Sector	Type *			Cash Expenditures	Agricultural Commodities
			D	R	E		
LSO013	Project Development	Multi-Sector	X			396.562	0
LSO017	TEAAM	ANR	X			2.304	0
LSO021	RSA Assessment / Fell	Multi-Sector	X			50.799	0
LSO023	SHARP	Maternal/Reproductive Health	X			190.084	0
LSO028	Private Sector Coalition Against HIV and AIDS in Lesotho (PSCAAL)	HIV/AIDS	X			185.523	0
LSO030	Livelihoods Recovery through Agriculture Programme (LRAP)	ANR		X		517.640	0
LSO032	WHELL	WATSAN	X			444.597	0
LSO034	Secure the Child	ANR	X			209.239	0
LSO035	Local Links OVC Support Project	Other	X			674.534	0
LSO036	World Vision (USAID-CSAFE)	ANR		X		1.151.720	0
LSO037	LVA	Other	X			58.290	0
LSO038	Letsema	HIV/AIDS	X			224.850	0
LSO039	SCIL - Strengthening Civil Society in Lesotho	Civil Society Strengthening	X			67.162	0
LSO040	SLM					38.170	0
LSO041	PRS PSP					18.470	0
Totals			11	2	0	4.229.944	0

* project type : Development, Rehabilitation, Emergency relief

MADAGASCAR



Population:	17 million
Urban Population:	30%
Major Ethnic and Linguistic Groups:	Malayo-Indonesian, Cotiers, French, Indian, Creole, Comoran -
Religions:	Traditional beliefs - 52% Christian - 41%, Muslim - 7%
Population Growth Rate:	3.03%
Life Expectancy:	56.1 years
Infant Mortality:	80 per 1,000 live births
Under Five Mortality:	136 per 1,000 live births
Maternal Mortality Rate:	490 per 100,000 live births
GNP Per Capita:	\$260
Percentage of Literate Adult Males:	76%
Percentage of Literate Adult Females:	63%
Population With Access To Safe Drinking Water:	47%

CARE Madagascar

Lead / Coordinating Member (s) : USA
International Staff : 6
National Staff : 455
Total Staff : 461

CO Summary : CARE opened operations in Madagascar in 1992 at a time when the country was experiencing a severe economic crisis. Currently, CARE's involve rural development programs focus on sustainable natural resource management and food and household livelihood security. CARE also implements urban programs that focus on health, environmental sanitation, social and personal empowerment, and income generation. CARE promotes safe water systems and safe practices for disinfecting and storing household water. CARE is also involved in risk and disaster management, including the development of disaster information systems, vulnerability assessment, risk mapping, early warning systems, and the execution of disaster preparation, planning and mitigation projects. Details of funding per project could not be provided owing to inconsistency in project numbers held in the GYST data base and CARE USA Headquarters Fiancial project numbers.

Project Number	Project Title	Primary Sector	Type			Cash Expenditures	Agricultural Commodities
			D	R	E		
1	DAP II MONETIZATION BHR FFP MAHERI	Nutritional Support	X				
MDG026	DAP II MONETIZATION BHR FFP FANDRIAKA	Civil Society Strengthening	X			7.804.931	5.637.753
	DAP II MONETIZATION BHR FFP MIFAMONJY	Civil Society Strengthening	X				
	DAP II MONETIZATION BHR FFP / TOMADI	Child Health	X				
MDG029	TRAGNAMBO	Civil Society Strengthening	X			512.945	0
MDG016	AGIR	Civil Society Strengthening	X			170.157	0
MDG022	LOVA (Malagasy abbreviation of "Roads for rural people and products")	Infrastructure		X		0	0
MDG023	Reseau communautaire de prevention de VIH/SIDA/AINA	Civil Society Strengthening	X			40.908	0
MDG024	MOASAVA / Mise en Œuvre des Actions Sociales d'Accompagnement du Volet routier	Civil Society Strengthening		X		921.759	0
MDG030	TATAMO	Civil Society Strengthening	X			816.011	0
MDG034	TOKOTELO	Civil Society Strengthening	X			104.825	0
	VATOHARANA	Civil Society Strengthening	X				

Project Number and Project Title		Primary Sector	Type			Cash Expenditures	Agricultural Commodities
			D	R	E		
MDG27	MAHAVITA	Civil Society Strengthening	X			805.505	0
MDG28	DAP II MONETIZATION BHR FFP / FIHAMY	Civil Society Strengthening	X			114.071	0
Totals			12	2	0	7.041.002	5,637,753

* project type : Development, Rehabilitation, Emergency relief

MALAWI



Population:	11.7 million
Urban Population:	15%
Major Ethnic and Linguistic Groups:	Chewa, Nyanja, Tumbuka, Yao, Lomwe, Sena, Tonga, Ngoni, Ngonde, Asian, European -
Religions:	Protestant - 55%, Roman Catholic - 20% Muslim - 20% , Traditional beliefs - 3%
Population Growth Rate:	2.2%
Life Expectancy:	38 years
Infant Mortality:	105 per 1,000 live births
Under Five Mortality:	183 per 1,000 live births
Maternal Mortality Rate:	1,100 per 100,000 live births
GNP Per Capita:	\$170
Percentage of Literate Adult Males:	76%
Percentage of Literate Adult Females:	50%
Population With Access To Safe Drinking Water:	57%

CARE Malawi

Lead / Coordinating Member (s) :	USA
International Staff :	8
National Staff :	140
Total Staff :	148

CO Summary : CARE Malawi was established in late 1998, and its current program has been developed around a thorough analysis and understanding of people's livelihoods, and covers activities in the food security, agriculture, health, education, economic opportunities, social and economic empowerment (especially of women), safety nets, rural infrastructure and emergency sectors. CARE works in a number of districts in Malawi's Central Region, and its geographical coverage continues to expand into other districts and regions as a result of activities implemented through a growing number of partners and involvement in Malawi's emerging civil society coalition and networks.

Project Number and Project Title		Primary Sector	Type *			Cash Expenditures	Agricultural Commodities
			D	R	E		
MWI001	Mission Development	Multi-Sector	X			414.389	0
MWI002	Central Region Livelihood Security Program (CRLSP)	Civil Society Strengthening	X			499.895	0
MWI004	Education Project	Basic and Girls Education	X			3.639	0
MWI005	CS -Basic Education and HIV/AIDS Support Project (BEHASP)	Basic and Girls Education	X			107.674	0
MWI007	Local Initiative LIFH	Integrated & Other	X			336.898	0
MWI010	AIDS Sector (US453)	Multi-Sector	X			4.295	0
MWI012	DfID for PACE	Other	X			600.668	0
MWI013	Inputs for Assets	ANR	X			330.028	0
MWI014	Models for Inclusive and Equitable Sexual Reproductive Health Services (MINESRH)	Child Health	X			162.345	0
MWI016	National Aids Commission Umbrella Project (NAC-UP)	HIV/AIDS	X			371.201	0
MWI017	Improving Livelihoods through Increasing Food Security (I-LIFE)	Civil Society Strengthening	X			3.884.647	510.687
MWI018	Partnering For A Livelihoods Response To HIV/AIDS In Malawi (CORE initiative)	Civil Society Strengthening	X			120.150	0
MWI020	Targeted Food Distribution for Asset Creation (TFD-A)	Other			X	192.851	0

Project Number and Project Title		Primary Sector	Type *			Cash Expenditures	Agricultural Commodities
			D	R	E		
MWI021	Seed Voucher's Projects	ANR			X	498.690	0
MWI022	WFP Food Aid Distribution - Chikwawa	Nutritional Support			X	158.053	0
MWI023	PLAN Micro-finance VSL	ANR	X			6.130	0
MWI024	ECHO / WATSAN	WATSAN			X	418.141	0
Totals			13	0	4	8.109.694	510.687

* project type : Development, Rehabilitation, Emergency relief

MALI



Population:	11.6 million
Urban Population:	31%
Major Ethnic and Linguistic Groups:	Mande (Bambara, Malinke, Sarakole) - 50% Peul - 17% , Voltaic - 12% Tuareg, Moor - 10% ,Songhai - 6%
Religions:	Muslim - 90% Traditional beliefs - 9%
Population Growth Rate:	2.82%
Life Expectancy:	45.4 years
Infant Mortality:	119 per 1,000 live births
Under Five Mortality:	231 per 1,000 live births
Maternal Mortality Rate:	580 per 100,000 live births
GNP Per Capita:	\$210
Percentage of Literate Adult Males:	54%
Percentage of Literate Adult Females:	40%
Population With Access To Safe Drinking Water:	65%

CARE Mali

Lead / Coordinating Member (s) :	USA
International Staff :	4
National Staff :	115
Total Staff :	119

CO Summary : CARE Mali began operations in 1975 in response to the Government's appeal for assistance to combat the effects of the drought of the mid-1970s. Initial programs included rural schools construction and community development activities such as fishing cooperatives, rural credit associations and irrigated gardens. CARE identified access to water as an additional priority and began programs to build and maintain wells in the Koulikoro region. During the mid-1980s drought, CARE distributed food, seeds and tools to drought areas. Through the mid-1990s, CARE's programs focused on rural water supply, primary health care, small economic activity development and agro-forestry activities aimed at stopping the degradation of soils and other natural resources. Over the last 20 years, CARE programs have supported community-based organizations, local government and NGOs. In 2002, CARE Mali restructured its in-country operations and currently operates from regional offices in Ségou, Mopti and Timbuktu. CARE's programs currently address the root causes of poverty; they focus on agricultural production and marketing, education, health care and decentralized governance.

Project Number and Project Title	Primary Sector	Type *			Cash Expenditures	Agricultural Commodities
		D	R	E		
MLI018	Timbuktu / Ru. / Dev / Ag	ANR	X		4.647	0
MLI023	CO Training Initiative	Basic and Girls Education	X		64.719	0
MLI031	CO program R&D Initiative	Multi-Sector	X		477.220	0
MLI036	Local Grassroots initiatives	Infrastructure	X		114.333	0
MIL040	Renforcement Organisationnel Crédit et Aménagement au Mali (ROCAM2)	ANR	X		1.001.585	0
MLI041	Strengthening Local Government (CCC Bankass, CCC Macina, SYSTEMS)	Governance, mun. development	X		65.192	0
MLI042	PACOB	ANR	X		626.082	0
MLI048	Rail Link	HIV/AIDS	X		592.196	0
MLI053	NORAD / PAICOL	Civil Society Strengthening	X		800.576	0
MLI055	USAID Circle Level Health	Integrated & Other	X		3.708.941	0
MLI056	Combatting Child Trafficking through Education	Basic and Girls Education	X		906.353	0

Project Number and Project Title	Primary Sector	Type *			Cash Expenditures	Agricultural Commodities	
		D	R	E			
MLI057	MSI / MLI Decentralized Governance Project	Other	X		958.345	0	
MLI059	Trade Project	SEAD	X		177.789	0	
MLI062	USA Emergency Reponse	Integrated & Other		X	52.447	0	
MLI065	Timbuktu Emergency and Rehabilitation Project (TERP)	Emergency Response		X	90.836	0	
MLI066	PADI Project	ANR	X		64.968	0	
Totals			14	1	1	9.706.229	0

* project type : Development, Rehabilitation, Emergency relief

MOZAMBIQUE



Population:	20.2 Million (DESA 2004)
Urban Population:	36%
Major Ethnic and Linguistic Groups:	Indigenous tribal groups - 99%
Religions:	Traditional beliefs - 50% Christian - 30% Muslim - 20%
Population Growth Rate:	0.82%
Life Expectancy:	41.6 years UNDP 2004)
Infant Mortality:	100 per 1,000 live births (UNICEF 2007)
Under Five Mortality:	145 per 1,000 live births (UNICEF 2007)
Maternal Mortality Rate:	1,000 per 100,000 live births
GNP Per Capita:	\$310 (World Bank 2005)
Percentage of Literate Adult Males:	64%
Percentage of Literate Adult Females:	33%
Population With Access To Safe Drinking Water:	43% (UNICEF and WHO 2006)

CARE Mozambique

Lead / Coordinating Member (s) :	USA
International Staff :	11
National Staff :	341
Total Staff :	352

CO Summary : CARE began operations in Mozambique in 1986 by providing emergency assistance to people badly affected by the war between the Mozambican government and rebel forces. Between 1986 and 1990, CARE strengthens and coordinates emergency logistics while conducting a large emergency food distribution effort. From 1990 to 1994, CARE continued to distribute food while expanding its portfolio to include disaster recovery and development activities. Following the end of the war in 1992, CARE has focused on implementing long-term development projects in the areas of agriculture, water supply and sanitation, micro-credit and savings, health and HIV/AIDS. In 1999, CARE began a project in the capital city of Maputo that examined strategies for improving livelihoods in several urban neighborhoods. In 2000, CARE launched a major emergency response to heavy flooding caused by heavy rains and cyclones, including emergency shelter and water supplies, managing camps for displaced persons, and distributing small grants to help families recover lost assets during the floods. In 2002, CARE began a growing involvement in activities designed to slow the spread of HIV/AIDS,

Project Number and Project Title	Primary Sector	Type *			Cash Expenditures	Agricultural Commodities	
		D	R	E			
MOZ012	Project Development	Multi-Sector	X			517.501	0
MOZ028	Savings & Credit	SEAD	X			229.298	0
MOZ030	Child Survival in Nampula	Child Health	X			226.053	0
MOZ032	Viable Initiative for the Development of Agriculture (VIDA)	ANR	X			1.915.990	0
MOZ035	Inhambane Livelihood Project	ANR	X			993	0
MOZ038	Maputo Urban Livelihood	Multi-Sector	X			17.862	0
MOZ049	Nampula Integrated Health Network	HIV/AIDS	X			12.723	0
MOZ050	AIDS Prevention and Positive Living (APPL)	HIV/AIDS	X			700.356	0
MOZ053	Orphans and Vulnerable Children (OVC) Initiative	HIV/AIDS	X			208.402	0
MOZ054	Programa de Aumento de Comercializacao Agricola (PACA)	ANR	X			141.325	0

Project Number and Project Title	Primary Sector	Type *			Cash Expenditures	Agricultural Commodities	
		D	R	E			
MOZ055	Village Savings & Loan in Zambezia (VSLIZ)	SEAD	X			98.371	0
MOZ056	Apple	Multi-Sector	X			2.291.039	0
MOZ057	SDC	Multi-Sector	X			869.241	0
MOZ058	Strengthening Civil Society for Rural Empowerment (SCORE)	Civil Society Strengthening	X			392.433	0
MOZ060	Save The Children	Other	X			884.295	0
MOZ061	CORE - HIV TB	Other	X			206.915	0
MOZ062	Govuro Water and Sanitation Project-Promoting water access in northern Inhambane	WATSAN	X			204.486	0
MOZ063	Columbia University / HIV	Maternal/Reproductive Health	X			410.125	0
MOZ064	USAID Drought Mitigation	ANR			X	398.237	0
MOZ065	CIDA / SEED	ANR	X			304.393	0
MOZ066	ECHO - Water & Sanitation	WATSAN			X	19.458	0
Totals			19	0	2	10.049.496	0

* project type : Development, Rehabilitation, Emergency relief

NIGER



Population:	11.1 million
Urban Population:	21%
Major Ethnic and Linguistic Groups:	Hausa - 56% Djerma - 22% Fula - 9% Tuareg - 8% Beri Beri - 4%
Religions:	Muslim - 80% Christian, traditional beliefs - 20%
Population Growth Rate:	2.71%
Life Expectancy:	42.2 years
Infant Mortality:	124 per 1,000 live births
Under Five Mortality:	265 per 1,000 live births
Maternal Mortality Rate:	590 per 100,000 live births
GNP Per Capita:	\$170
Percentage of Literate Adult Males:	26%
Percentage of Literate Adult Females:	10%
Percentage Population With Access To Safe Drinking Water:	59%

CARE Niger

Lead / Coordinating Member (s) :	USA
International Staff :	2
National Staff :	300
Total Staff :	302

CO Summary : CARE has worked in Niger since 1974 and its programmes have focused on livelihood security, civil society organization development, governance, gender, health, HIV/AIDS and micro-finance. CARE Niger has solid experience in conflict resolution and community mobilization regarding water, food security and natural resources management. CARE's vision in Niger is to create a new spirit of development, working in partnership with families and communities. CARE is currently conducting 21 projects in all seven regions (Tillaberi, Dosso, Tahoua, Agadez, Maradi, Diffa and Zinder) of the country and focuses on protecting households' assets to increase their capacities to face shocks and food insecurity. Other programming principles include gender and diversity, partnership development with CBOs and local NGOs and building capacity for emergency response.

Project Number and Project Title	Primary Sector	Type *			Cash Expenditures	Agricultural Commodities	
		D	R	E			
NER030	Mission Project Development	Multi-Sector	X			218.498	0
NER048	EU-Dakora HLS Project	Multi-Sector	X			134.710	0
NER051	Gender Maradi	Multi-Sector	X			276.728	0
NER052	AIDS Prevention	Reproductive Health	X			3.008	0
NER054	PVO Consortium	Multi-Sector	X			904.871	287.126
NER055	MMD Phaze III	SEAD	X			630.448	0
NER062	SIDA en Exode	HIV/AIDS	X			498.485	0
NER063	SIDA Burdin'a	HIV/AIDS	X			97.983	0
NER064	Maradi Youth	Basic and Girls Education	X			4.440	0
NER065	PPS / PS	SEAD	X			774.169	0
NER066	COD Children of the Desert	Basic and Girls Education	X			407.290	0
NER068	USAID Training for Women	Multi-Sector	X			167.532	0
NER069	PDSFR Project Credit Tahou	SEAD	X			7.490	0
NER070	ZONTA/Women on the moves and HIV/AIDS	HIV/AIDS	X			106.049	0

Project Number and Project Title		Primary Sector	Type *			Cash Expenditures	Agricultural Commodities
			D	R	E		
NER071	SIDA Banque Mondiale	Multi-Sector	X			627.094	0
NER072	DANIDA PROGRESS	Civil Society Strengthening		X		906.441	0
NER073	Emergency Project	Other			X	6.930.351	0
NER074	PARDESA Partenariat pour la Décentralisation et la Sécurité Alimentaire Durable	ANR	X			80.734	0
NER075	APCAN	Civil Society Strengthening	X			82.666	0
NER077	Women's Leadership Program	Basic and Girls Education	X			465.853	0
NER078	Blanket Feeding	Nutritional Support			X	251	0
Totals			18	1	2	13.325.091	287.126

* project type : Development, Rehabilitation, Emergency relief

SIERRA LEONE



Population:	5.7 million
Urban Population:	38%
Major Ethnic and Linguistic Groups:	Various African tribes - 30% Temne - 30%, Mende - 30% Creole - 10%
Religions:	Muslim - 60% Traditional beliefs - 30% Christian - 10%
Population Growth Rate:	2.94%
Life Expectancy:	42.8 years
Infant Mortality:	147 per 1,000 live births
Under Five Mortality:	316 per 1,000 live births
Maternal Mortality Rate:	1,800 per 100,000 live births
GNP Per Capita:	\$140
Percentage of Literate Adult Males:	45%
Percentage of Literate Adult Females:	18%
Population With Access To Safe Drinking Water:	57%

CARE Sierra Leone

Lead / Coordinating Member (s) :	USA
International Staff :	14
National Staff :	262
Total Staff :	276

CO Summary : CARE was established in Sierra Leone in 1961. Initially the office focussed on child nutrition through school feeding programmes and basic infrastructure projects such as construction and repair of drains and bridges on secondary roads, as well as relief activities and transitional rehabilitation programmes. CARE is committed to ending poverty embracing a holistic approach to programming and aimed at improving the livelihood of vulnerable individuals and families so that they live in dignity and security. Household Livelihood Security (HLS) is CARE's sustainable development model. CARE's program involves: Rehabilitation Livelihood Security Initiative; Rural Resettlement Project; WATSAN and Health Education Initiative Food Security A Rights Based Approach; HIV/AIDS Prevention Programme Condom Social Marketing Component; Canadian Fund for Local Initiatives; Community Youth Recovery Project; Youth Reproductive Health; Child Survival; Refugee Food Security, a Rights Based Approach.

Project Number and Project Title	Primary Sector	Type *			Cash Expenditures	Agricultural Commodities	
		D	R	E			
SLE019	Mission Development	Multi-Sector	X			190.000	0
SLE030	Rights Based Approach	Other		X		1.419.847	0
SLE032	Sexuality and Youth Project (SAY)	HIV/AIDS	X			115.201	0
SLE033	CANADA Fund For Local Initiatives (CFLI)	ANR	X			402.685	0
SLE034	HIV/AIDS Prevention Programme Condom Social Marketing (CSMP)	HIV/AIDS	X			463.414	0
SLE035	Child Survival Project	Child Health	X			337.688	0
SLE036	Food Security Program - DRP	Other	X			4.161.777	3.258.400
SLE038	Water & Environment Project	Multi-Sector	X			993.497	0
SLE039	Community Reinteg Project	Multi-Sector	X			2.639.196	0
SLE040	Enhancing inter & Interfa	Governance, Mun. Development	X			1.440.510	0
SLE041	ProFARM	ANR	X			912.319	0
Totals			10	1	0	13.076.134	3.258.400

* project type : Development, Rehabilitation, Emergency relief

SOUTH AFRICA



Population:	42.8 million
Urban Population:	57%
Major Ethnic and Linguistic Groups:	Black - 75% White - 14% Indian, other - 11%
Religions:	Christian - 68% Animist, traditional beliefs - 29% Muslim - 2% , Hindu - 1%
Population Growth Rate:	0.01%
Life Expectancy:	46.6 years
Infant Mortality:	61 per 1,000 live births
Under Five Mortality:	71 per 1,000 live births
GNP Per Capita:	\$2,900
Percentage of Literate Adult Males:	87%
Percentage of Literate Adult Females:	86%
Population With Access To Safe Drinking Water:	86%

CARE South Africa

Lead / Coordinating Member (s) : USA
International Staff : 1
National Staff : 15
Total Staff : 16

CO Summary : CARE USA began operations in South Africa in 1998. CARE is presently implementing projects in organizational capacity building. CARE works through local partner organizations in the Eastern Cape and Northern Province. A proposal is currently being developed in conjunction with CARE Lesotho regarding a cross-border HIV/AIDS project targeting vulnerable people and communities in and around border towns on the South Africa/Lesotho border. Since South Africa and Lesotho CARE offices worked closely together on program and program support issues, the two offices were combined in October 2001 to create a multi-country structure.

Project Number and Project Title	Primary Sector	Type *			Cash Expenditures	Agricultural Commodities
		D	R	E		
ZAF008 Leadership Development Program	Other	X			59.178	0
ZAF009 SWARMU Regional Food Sect					36.121	
Totals		1	0	0	95.299	0

* project type : Development, Rehabilitation, Emergency relief

TOGO



Population:	5.4 million
Urban Population:	34%
Major Ethnic and Linguistic Groups:	Mina, Kabre, Ewe, other African tribes - 99%
Religions:	Traditional beliefs - 51% Christian - 29%, Muslim - 20%
Population Growth Rate:	2.37%
Life Expectancy:	53.4 years
Infant Mortality:	69 per 1,000 live births
Under Five Mortality:	141 per 1,000 live births
Maternal Mortality Rate:	480 per 100,000 live births
GNP Per Capita:	\$270
Percentage of Literate Adult Males:	75%
Percentage of Literate Adult Females:	47%
Population With Access To Safe Drinking Water:	54%

CARE Togo

Lead / Coordinating Member (s) :	USA
International Staff :	1
National Staff :	18
Total Staff :	19

CO Summary : CARE began operations in Togo in 1986 with the Zio River Economic Development project. Since then, CARE has been involved in small economic activity development, agro-forestry, family planning, AIDS education, girls' education, and urban development and rehabilitation programmes. CARE Togo is part of CARE Gulf of Guinea operations, but operates from a main office in Lome.

Project Number and Project Title	Primary Sector	Type *			Cash Expenditures	Agricultural Commodities
		D	R	E		
TGO021 Urban Devt in Dipaon	Other	X			3.695	0
TGO028 Combating Child Trafficking in Togo through Education (COMBAT)	Basic and Girls Education	X			353.175	0
TGO029 Programme dAppui aux Ong et la Societe Civil (PAOSC)	Basic and Girls Education	X			141.316	0
TGO030 Togo Emergency	Other			X	3.301	0
TGO031 REVE	Basic and Girls Education	X			14.053	0
Totals		4	0	1	515.540	0

* project type : Development, Rehabilitation, Emergency relief

ZAMBIA



Population:	10.3 million
Urban Population:	40%
Major Ethnic and Linguistic Groups:	African - 99% European - 1%
Religions:	Christian, Hindu, Muslim -
Population Growth Rate:	1.52%
Life Expectancy:	35.3 years
Infant Mortality:	99 per 1,000 live births
Under Five Mortality:	202 per 1,000 live births
Maternal Mortality Rate:	650 per 100,000 live births
GNP Per Capita:	\$320
Percentage of Literate Adult Males:	87%
Percentage of Literate Adult Females:	75%
Population With Access To Safe Drinking Water:	64%

CARE Zambia

Lead / Coordinating Member (s) :	Canada
International Staff :	9
National Staff :	281
Total Staff :	290

CO Summary : CARE International began operating in Zambia in January 1992 at the invitation of the Zambian government. Activities initially focused on emergency relief in response to the severe drought of the early 1990s, and on interventions to mitigate the effects of escalating inflation and extreme poverty in urban areas. The emphasis of programming has now shifted to long-term, community-based development.

Project Number and Project Title	Primary Sector	Type			Cash Expenditures	Agricultural Commodities
		D	R	E		
ZMB013	Peri-Urban Lusaka Small Enterprise (PULSE)	SEAD	X		25.124	0
ZMB027	Copperbelt Urban Livelihood Project (CULP)	ANR	X		690.212	0
ZMB035	Prospect (Poverty Elimination)	SEAD	X		25.088	0
ZMB036	Moyo Wa Bana - Infant and Child Mortality Reduction	Child Health	X		727.054	0
ZMB043	PACE (Partnership for Capacity Building)	Basic and Girls' Education	X		112.339	0
ZMB044	INSAKA (Initiatives for Urban Learning & Practices)	Basic and Girls' Education	X		240.620	0
ZMB045	Capital Asset Revolving Fund	Other	X		98.950	0
ZMB046	Strengthening Community Partnerships for the Empowerment of OVC	I/O Health	X		7.702	0
ZMB060	Drought Assistance	Nutritional Support		X	4.358.397	0
ZMB062	HACI - Hope for African Children Initiative	Child Health	X		583.364	0
ZMB064	Southern Africa Drought Technology Network (SADNET)	ANR	X		47.769	0
ZMB065	Northern Province Peri-urban WATSAN Program	WATSAN	X		502.485	0
ZMB066	CARE Partnership Program Agreement	Other	X		3.741.017	0
ZMB067	Community Schools	Basic and Girls' Education	X		81.879	0

Project Number and Project Title	Primary Sector	Type			Cash Expenditures	Agricultural Commodities	
		D	R	E			
ZMB068	Chaisa Community Managed Improvements Project	Infrastructure	X		320.268	0	
ZMB069	HIV / AIDS Policy	HIV/AIDS		X	8.177	0	
ZMB070	Direct Rice Marketing Promotion	ANR	X		46.795	0	
ZMB071	Renewal Restudy on HIV / AIDS & Food Security	ANR		X	10.525	0	
ZMB072	Rapids (Reaching HIV / AIDS Affected People)	Basic and Girls' Education		X	699.958	0	
ZMB073	ITAP (Integrated Tuberculosis and AIDS Project)	I/O Health		X	197.494	0	
ZMB074	Coordinated Response to Sexual & Gender Based Violence	I/O Health	X		132.709	0	
Totals			16	0	5	12.657.926	0

* project type : Development, Rehabilitation, Emergency relief

ZIMBABWE



Population:	12.6 million
Urban Population:	36%
Major Ethnic and Linguistic Groups:	Shona - 82% Ndebele, other African tribes - 16%
Religions:	Syncretic - 50% ,Christian - 25% Traditional beliefs - 24% Muslim, other - 1%
Population Growth Rate:	0.83%
Life Expectancy:	39 years
Infant Mortality:	66 per 1,000 live births
Under Five Mortality:	123 per 1,000 live births
Maternal Mortality Rate:	700 per 100,000 live births
GNP Per Capita:	\$480
Percentage of Literate Adult Males:	94%
Percentage of Literate Adult Females:	87%
Population With Access To Safe Drinking Water:	83%

CARE Zimbabwe

Lead / Coordinating Member (s) : Canada

International Staff : 7

National Staff : 330

Total Staff : 337

CO Summary : CARE Zimbabwe's programme promotes sustainable livelihoods of poor and vulnerable people with the following objectives and priorities a) Enhance household livelihood security of poor people in rural areas b) Strengthen the capacity of banks and micro-financial institutions to extend credit to micro-enterprises in the informal sector c) Create jobs and build resiliency to shocks by expanding financial services in both rural and urban areas d) Establish and facilitate market systems for agricultural products in rural areas, e) Assist AIDS-affected households to acquire the means to develop and sustain income generating activities, f) Reduce malnutrition through cereal fortification with micro-nutrients at rural hammer mills, increased income opportunities through agro-processing of rural foods, and community-based health education.

Project Number and Project Title	Primary Sector	Type			Cash Expenditures	Agricultural Commodities
		D	R	E		
ZWE001	Mission Development	Other	X		112.091	0
ZWE016	CRISP (CBZ) Credit for the Informal Sector Project	SEAD	X		308.024	0
ZWE020	AGENT II	SEAD	X		127.063	0
ZWE021	Capital Asset Revolving Fund	Other	X		220.540	0
ZWE025	Rural Micro Finance	SEAD	X		328.924	0
ZWE036	SIMBA II - Supporting Income & Basic Needs of HIV/AIDS Affected Households	HIV/AIDS	X		45.090	0
ZWE051	Food Security	Nutritional Support		X	2.451.002	9.016.506
ZWE054	School Feeding Program	Nutritional Support		X	115.043	2.944.844
ZWE055	SUN (Survey for Urban Need)	Other	X		1.703	0

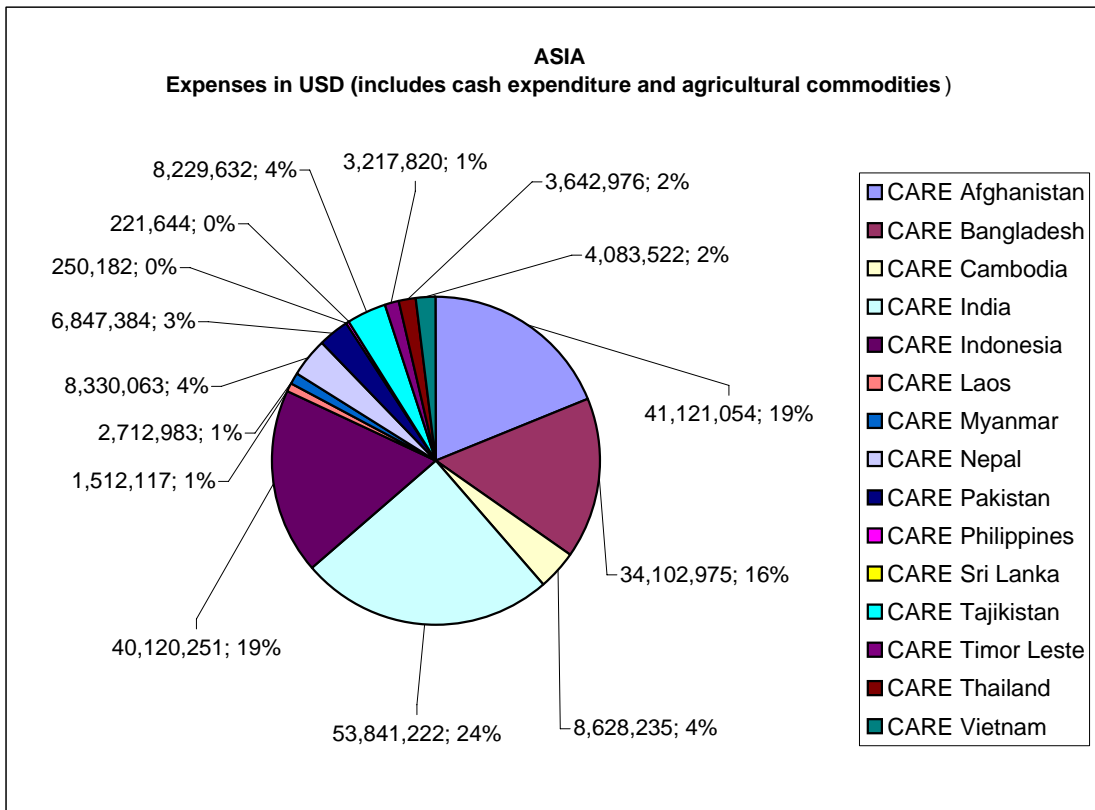
Project Number and Project Title		Primary Sector	Type			Cash Expenditures	Agricultural Commodities
			D	R	E		
ZWE056	PRP (Protracted Relief Program)	Other			X	4.020.787	0
ZWE057	Rural Infrastructure Rehabilitation	Infrastructure		X		187.806	0
ZWE058	Hope Project	Other			X	320	0
ZWE060	MUV (Microfinance for Urban Vulnerable)	SEAD	X			44.958	0
ZWE061	HUA (Humanitarian urban Assistance)	Other			X	13.913	0
ZWE062	Vulnerable Group Feeding	Nutritional Support			X	2.173.093	31.127.972
ZWE063	Home based Care	Nutritional Support			X	62.278	2.322.382
ZWE064	Water Points rehabilitation	WATSAN		X		233.688	0
ZWE065	DAMS & Gardens	ANR		X		82.176	0
Totals			8	3	7	10.528.499	45.411.704

* project type : Development, Rehabilitation, Emergency relief

Asia

Asia

OfficeName	Number of Staff		TOTAL
	National	International	
CARE Afghanistan	905	11	916
CARE Bangladesh	1412	12	1424
CARE Cambodia	333	14	347
CARE India	728	3	731
CARE Indonesia	1211	39	1250
CARE Laos	38	6	44
CARE Myanmar	347	3	350
CARE Nepal	239	1	240
CARE Pakistan	53	5	58
CARE Philippines	9	0	9
CARE Sri Lanka	600	16	616
CARE Tajikistan	155	7	162
CARE Timor Leste	148	8	156
CARE Thailand	400	1	401
CARE Vietnam	78	8	86
Total	6656	134	6790



AFGHANISTAN



Population:	28.7 million
Urban Population:	23%
Major Ethnic and Linguistic Groups:	Pashtun - 44%-Tajik - 25% Hazara - 10%-Uzbek - 8%
Religions:	Sunni Islam - 84% Shiite Islam - 15%
Population Growth Rate:	3.4%
Life Expectancy:	47 years
Infant Mortality:	143 per 1,000 live births
Under Five Mortality:	257 per 1,000 live births
Maternal Mortality Rate:	1,700 per 100,000 live births
GNP Per Capita:	\$250
Percentage of Literate Adult Males:	51%
Percentage of Literate Adult Females:	21%
Percentage Population With Access To Safe Drinking Water:	13%

CARE Afghanistan

Lead / Coordinating Member (s) :	USA
International Staff :	11
National Staff :	905
Total Staff :	916

CO Summary : CAREs current work in Afghanistan builds on a long and successful history dating back to the early 1960s. Although operations were suspended during the Soviet-Afghan conflict, CARE has maintained a constant presence in Afghanistan since 1989, even during the period of Taliban rule. As one of the few large international relief organizations in Afghanistan during these difficult years, CARE has established strong ties with the families and communities with whom it has worked for many years. Since 2002, CARE has taken a leading role in providing emergency and humanitarian aid to Afghanistan and has recently moved towards capacity building and development.

Project Number and Project Title	Primary Sector	Type *			Cash Expenditures	Agricultural Commodities	
		D	R	E			
AFG010	Kabul Water Supply Transition Phase	WATSAN	X			2.428.746	0
AFG014	Research and Development	Nutritional Support	X			365.423	0
AFG018	Kabul Widows Humanitarian Assistance (KWHA) Project distributing food relief to	Emergency Response			X	1.650.323	0
AFG018	Skills / Vocational training for the Women of HAWA	Nutritional Support	X				0
AFG020	Income Generation for Vulnerable Widows and Women in Afghanistan under Humanitar	Governance, Mun. Development	X			398.077	0
AFG021	National Solidarity Program (NSP)	Civil Society Strengthening		X		3.339.130	0
AFG023	Community Organized Primary Education (COPE)	Basic and Girls Education	X			1.321.315	0
AFG024	Central Highland Agriculture Support Packages	Conflict Mit. & Peacebuilding	X			68.896	0
AFG028a	ECHO Shelter Reintegration Assistance for Afghan Returnees to Paktistan	Emergency Response			X	835.091	0
AFG028b	BPRM II Reintegration Assistance for Afghan Returnees to Shomali	Emergency Response			X		0

Project Number and Project Title	Primary Sector	Type *			Cash Expenditures	Agricultural Commodities	
		D	R	E			
AFG030	Flight Operations for Humanitarian Aid Delivery in Aghanistan(FLOFA5)	Other	X		2.768.907	0	
AFG031	Deh Khudaidad primary school construction project	Basic and Girls Education		X	570.592	0	
	Reintegration Asisstance for Afghan Returnees in Shomali	WATSAN		X		0	
AFG037	Community Grants for School Development in Bamyar	Basic and Girls Education	X		1.658.721	0	
AFG037b	EQUIP (Education Quality Improvement Program)	Basic and Girls Education	X			0	
AFG038	Community Based Gender Sensitive Basic Education for the Poor	Basic and Girls Education	X		1.107.405	0	
AFG040	EIWA (Economic Independence for the Women in Afghanistan)	SEAD	X		779.525	0	
AFG041	Basic Education for Out of School Girls'	Basic and Girls Education	X		242.313	0	
AFG042	Central Highlands Apprenticeship Support Services (CHASS)	Civil Society Strengthening		X	2.774.157	0	
AFG043	OMID (Opportunity for the mother and infants devolement) Reproductive health	Maternal/Reproductive Health	X		135.940	0	
AFG044	Good Governance	Other	X		105.715	0	
AFG045	KASP Kabul Urban Shelter Program	WATSAN	X		10.251	0	
Totals			15	4	3	41.121.054	0

* project type : Development, Rehabilitation, Emergency relief

BANGLADESH



Population:	138.4 million
Urban Population:	26%
Major Ethnic and Linguistic Groups:	Bengali - 98%
Religions:	Muslim - 83% Hindu - 16%
Population Growth Rate:	2.06%
Life Expectancy:	61.3 years
Infant Mortality:	66 per 1,000 live births
Under Five Mortality:	77 per 1,000 live births
Maternal Mortality Rate:	400 per 100,000 live births
GNP Per Capita:	\$370
Percentage of Literate Adult Males:	54%
Percentage of Literate Adult Females:	32%
Percentage Population With Access To Safe Drinking Water:	97%

CARE Bangladesh

Lead / Coordinating Member (s) :	USA
International Staff :	12
National Staff :	1.412
Total Staff :	1.424

CO Summary : CARE has been a friend of the people of Bangladesh for more than 50 years. Starting functioning in the then East Pakistan in 1949, CARE has a long and colorful history in Bangladesh. Since 1949, many donors, private individuals and corporations have entrusted CARE with over \$783 million. The programs resulting from this investment have enabled over 80 million Bangladeshis to live safer, healthier and more productive lives. The major donors were the United States Agency for International Development, Government of Bangladesh, Canadian International Development Agency, DANIDA, Swiss Agency for Development and Cooperation, the UK Department for International Development, UNICEF, and the European Union. CARE has been a development partner of the Government of Bangladesh, with the Ministry of Local Government, Rural Development and Cooperatives Ministry of Health and Family Welfare and the NGO Affairs Bureau. CARE also maintains a close working relationship with the Ministry of Food.

Project Number and Project Title	Primary Sector	Type			Cash Expenditures	Agricultural Commodities
		D	R	E		
BGD 083	Rural Livelihood Program (RLP)	SEAD	X		2.422.231	0
BGD019	Phase III - Rural Maintenance Programme - BD220, BD388	Infrastructure	X		4.173.351	0
BGD033	Sanitation and Family	Multi-sector	X		133.075	0
BGD037	Urban Slums and Fringes Project	WATSAN	X		54.707	0
BGD040	Increasing Capacities of Organizations in Microfinance (INCOME) - III	SEAD	X		556.433	0
BGD053	Partnership for Healthy Life (PHL)	Other	X		5.366.429	0
BGD056	Local Initiatives for Farmer Training (LIFT), Noakhali	ANR	X		349.752	0
BGD061	IFSP - DMP Disaster	ANR	X		858.440	0
BGD076	Reducing Vulnerability to Climate Change - BD351	ANR	X		174.956	0

Project Number and Project Title	Primary Sector	Type			Cash Expenditures	Agricultural Commodities	
		D	R	E			
BGD077	CEPZ Corporate Pilot Project (CCCP)	Maternal/Reproductive Health	X			61.562	0
BGD078	Manusher Jonno	Civil Society Strengthening	X			6.450.861	0
BGD079	NGO Service Delivery Program (NSDP)	Child Health	X			105.350	0
BGD080	HIV Program	HIV/AIDS	X			2.093.634	0
BGD082	Community Empowerment Project (CEP)	SEAD	X			167.069	0
BGD084	Strengthening Household Abilities for Responding to Development Opportunities	ANR	X			11.135.125	0
Totals			15	0	0	34.102.975	0

* project type : Development, Rehabilitation, Emergency relief

CAMBODIA



Population	13.4 million
Major Ethnic and Linguistic Groups	Khmer, Vietnamese, Chinese, other
Religions	Theravada Buddhist, other
Population Growth Rate	1.8%
Life Expectancy	58.4 years
Infant Mortality	73.7 per 1,000 live births
Under Five Mortality	140 per 1,000 live births
Maternal Mortality Rate	450 per 100,000 live births
GNP Per Capita	\$310
Percentage of Literate Adult Males	80.8%
Percentage of Literate Adult Females	59.3%

CARE Cambodia

Lead / Coordinating Member (s) : Australia

International Staff : 14

National Staff : 333

Total Staff : 347

CO Summary : In 2006, CARE celebrated 33 years of working with Cambodians. In 1956, CARE first sent medical equipment to Cambodia and in 1973 the organization set up an office in Phnom Penh. In 1975, CARE left the country and worked with Cambodians in the Thai border camps, reopening its Phnom Penh office in 1991. CARE's long term interventions led to its becoming both uniquely positioned and highly regarded as a major contributor to development in Cambodia. CARE's focus on professionalism and its history of collaboration with a broad spectrum of partners in the critical sectors of health, education, and rural development and emergency response, has earned CARE the respect of those with whom and for the organization works. CARE International in Cambodia continually strives to improve its ability to respond to community identified development priorities, developing our capacity to identify and address the underlying causes of poverty and social injustice.

Project Number and Project Title	Primary Sector	Type			Cash Expenditures	Agricultural Commodities	
		D	R	E			
KHM151	GFATM R4 Global Fight Fund against AIDS, Tuberculosis, and Malarian Round 4	HIV/AIDS	X			82.396	0
KH158	Outcome Based Integrated Health Program	HIV/AIDS	X				
KHM051	LEAP Literacy for Empowerment of Adolescents Project	Basic and Girls Education	X			116.678	7
KHM 091 b	Rural Water, Sanitation and Health education in Pailin	ANR	X				
KHM 148	Promoting Rights in Social and Sexual Health	Maternal/Reproductive Health	X			19.240	0
KHM 150	IRDM Integrated Rural Development and Disaster Mitigation	ANR	X			138.977	0
KHM004	Maternal and Child Health (Ponlok Thmei)	Maternal/Reproductive Health	X			1.734.972	0
	Health Sector Strengthening Project (HSSP)		X				
	Adolescent Reproductive Health - ARH		X				
KHM030						29.919	0
KHM031						8.062	0
KHM032	Human Resource Development for Community (HRDC)	Basic and Girls Education	X			19.000	0
KHM039						136.472	0
KHM040	HCEP Highland Community Education Project	Basic and Girls Education	X			498.699	0
KHM043	Cambodian Farmer Food Security (CFFS)	ANR	X			704.137	85.047

Project Number and Project Title		Primary Sector	Type			Cash Expenditures	Agricultural Commodities
			D	R	E		
KHM047	CBLE - Community Based Livelihood Enhancement	Other	X			588.397	104.817
KHM050	OPTIONS	Basic and Girls Education	X			121.058	0
KHM075	Sewing a Healthy Future II (17137)	Maternal/Reproductive Health	X			593.381	0
	Playing Safe and Sewing a Health Future II (17143)		X				
KHM091	IDDP3A (Integrated Demining and Development Project, phase 3A)	WATSAN	X			763.020	0
KHM106	Global Fund Project	HIV/AIDS	X			2.123.852	35
	Metakaruna Thmey (HIV/AIDS)	HIV/AIDS	X				
KHM133						393.176	74
KHM135	Samaki KomarII	Basic and Girls Education	X			124.952	0
	Livelihood Enhancement and Capacity Building Services		X				
KHM137						8.089	0
KHM138						47.931	0
KHM139						11.720	0
KHM140						21.190	198
KHM141						4.027	0
KHM145	ACIMA - Australian-Cambodia Integrated Mine Action	ANR			X	62.318	0
KHM146						6.213	4.808
KHM147						5.134	0
KHM152						15.398	0
KHM153						10.000	0
KHM155	KUSANONE Road Construction	Infrastructure	X			42.384	0
KHM156						2.457	0
Totals			22	0	1	8.433.249	194.986

* project type : Development, Rehabilitation, Emergency relief

INDIA



Population:	1.05 billion
Urban Population:	28%
Major Ethnic and Linguistic Groups:	Indo-Aryan - 72%, Dravidian - 25% Mongoloid, other - 3%
Religions:	Hindu - 81%, Muslim - 12% Christian - 2%, Sikh - 2%
Population Growth Rate:	1.47%
Life Expectancy:	63.6 years
Infant Mortality:	60 per 1,000 live births
Under Five Mortality:	93 per 1,000 live births
Maternal Mortality Rate:	540 per 100,000 live births
GNP Per Capita:	\$460
Percentage of Literate Adult Males:	70%
Percentage of Literate Adult Females:	48%
Percentage Population With Access To Safe Drinking Water:	84%

CARE India

Lead / Coordinating Member (s) : USA

International Staff : 3

National Staff : 728

Total Staff : 731

CO Summary : CARE operates in India under the Indo-CARE Agreement signed in 1950. Currently, DWCD, MOHRD (GOI) is the nodal GOI department for CARE in India. CARE greatly values its close collaboration with DWCD and especially with the ICDS programme. CARE Programmes also involve close interaction with some other Departments at the GOI as well as State Government levels. While food continues to be an essential component of the INHP project in its second phase, the programme approach has been one that embraces community empowerment, an awareness of rights, partnerships and alliances, behaviour change communication, innovation and demonstration, scale up and replication as well as sharing, learning and advocacy. On food assistance, CARE is caught in the middle of a basic contradiction. India is a large surplus producer of food, while at the same time, about 300 million people are malnourished. The challenge for CARE is to contribute to overcoming this contradiction together with the GOI, donors and others.

Project Number and Project Title	Primary Sector	Type *			Cash Expenditures	Agricultural Commodities
		D	R	E		
IND 106	West bengal Civil Society Strengthening Program	ANR	X		399.230	0
IND 164	Inner Spaces and Outer Faces Initiative	Maternal/Reproductive Health	X		46.778	0
IND109	Integrated Nutrition Health	Nutritional Support	X		14.513.646	14.688.964
IND111	Girls' Education	Basic and Girls Education	X		251.965	0
IND119	Maternal & Infant survival	Child Health	X		2.073	0
IND125	Credit and Saving for Household Enterprise (CASHE)	SEAD	X		3.018.941	0
IND127	Sustainable Tribal Empowerment Project	Civil Society Strengthening	X		2.717.163	0
IND143	SNEHAL Sustainable Nutrition, Education, Health and Livelihood Project (SNEHAL)	ANR	X		2.566.268	0
IND146	Control of Tuberculosis -Community Based Direct Observation Treatment (CB-DOTS)	Other	X		335.845	0
IND150	Weyerhaeuser Sasia wshop	Other	X		7.367	0
IND151	Rachna -Chayan	HIV/AIDS	X		2.720.859	0
IND159	Drought Response Proj.	Other		X	12.465	0

Project Number and Project Title	Primary Sector	Type *			Cash Expenditures	Agricultural Commodities
		D	R	E		
IND163	SAKSHAM(Skill Awareness Knowledge For Sexual Health & AIDS Management)	HIV/AIDS	X			0
IND166	Tsunami Response and Rehabilitation Programme	Emergency Response	X			0
IND168	Gujarat Floods	Emergency Response			X	0
IND169	M P Floods (ERF)	Emergency Response			X	0
IND170	Maharashtra Floods	Emergency Response			X	0
IND171	J&K Earthquake	Emergency Response		X		0
IND172	RBA Activities	Other	X			0
Totals			14	1	4	0
					39.152.258	14.688.964

* project type : Development, Rehabilitation, Emergency relief

INDONESIA



Population	238.5 million
Major Ethnic and Linguistic Groups	Javanese, Sudanese, Madurese, Coastal Malays, other
Religions	Muslim, Protestant, Roman Catholic, Hindu, Buddhist
Population Growth Rate	1.49%
Life Expectancy	69.3 years
Infant Mortality	37 per 1,000 live births
Under Five Mortality	41 per 1,000 live births
Maternal Mortality Rate	230 per 100,000 live births
GNP Per Capita	\$810
Percentage of Literate Adult Males	92.5%
Percentage of Literate Adult Females	83.4%

CARE Indonesia

Lead / Coordinating Member (s) : Canada
International Staff : 39
National Staff : 1.211
Total Staff : 1.250

CO Summary : CARE has been operating in Indonesia since 1967 and was initially involved in food distribution in Java. After several decades of providing community development programmes such as small infrastructure, medical training, health, environment, water and sanitation projects, CARE switched gears to emergency assistance after the environmental and political crises of the late 1990s. CARE's work in Indonesia is divided into different projects, each addressing either one or multiple aspects of poverty. CARE's projects in Indonesia focus on the following sectors: Agriculture and Natural Resources, Civil Society Strengthening, Emergency, Health, Human Rights, Infrastructure, Microfinance and Income Generation, Municipal Development, Peace Building, Water, Sanitation and Environment.

Project Number	Project Title	Primary Sector	Type			Cash Expenditures	Agricultural Commodities
			D	R	E		
IDN033	WSSPLIC Water Supply and Sanitation	WATSAN	X			75.848	0
IDN051	ECML Environmental Conservation of Marginal Lands	ANR	X			17.856	0
IDN059	RBS (Rural Business Services)	SEAD	X			10.448	0
IDN065	Programme Development	Other	X			15.230	0
IDN073	Humanitarian Response & Economic Recovery	SEAD	X			1.312.286	0
IDN074	CSSP (Civil Society Support and Strength)	Civil Society Strengthening	X			39.642	0
IDN075	IDP Relief (West Timor)	Infrastructure			X	13.230	0
IDN077	POSSO Emergency Relief	Infrastructure			X	8.292	0
IDN081	BISMA Micro Credit Development Project	SEAD	X			2.040.022	0
IDN083	Developing Relief Initiatives Through Integrated Approach	Nutritional Support			X	731.793	0

Project Number and Project Title		Primary Sector	Type			Cash Expenditures	Agricultural Commodities
			D	R	E		
IDN084	West Timor Nutritional Emergency Feeding	Nutritional Support			X	26.080	0
IDN088	Peacebuilding in West Timor	Conflict Mitigation/Peacebuilding	X			114.838	0
IDN089	Protecting Tropical Forests / Ecological Conservation	ANR	X			497.645	0
IDN090	PENA TTU / West Timor	Nutritional Support	X			688.465	0
IDN091	Sulawesi Water and Sanitation Hygiene (SWASH)	WATSAN	X			850.590	0
IDN093	Urban Development Program	Nutritional Support	X			1.362.405	0
IDN094	Aceh Tsunami Response	Other			X	14.298.753	0
IDN096	Safe Water Sanitation	WATSAN			X	554.426	0
IDN097	Preparedness for Peat Lands Emergencies	ANR	X			608.525	0
IDN098	MMWP (Making Markets work for the Poor)	SEAD	X			46.858	0
IDN100	IDP MADURESE ORIGIN	WATSAN			X	781.993	0
IDN101	BEUDOH Aceh Rehabilitation	Other			X	8.881.372	0
IDN103	Livelihood Activities Following Emergency Relief	I/O Health		X		505.563	0
IDN104	Aceh Health Rehabilitation	WATSAN		X		888.220	0
IDN105	Aceh Watsan Rehabilitation	WATSAN		X		919.196	0
IDN106	Food for Recovery in Aceh	Nutritional Support		X		566.913	0
IDN107	Monitoring and Evaluation in Aceh	Other		X		19.795	0

Project Number and Project Title		Primary Sector	Type			Cash Expenditures	Agricultural Commodities
			D	R	E		
IDN108	Yogyakarta Earthquake	Other			X	276.105	0
IDN109	Beudoh - Shelter	Infrastructure		X		3.070.999	0
IDN110	Beudoh - Livelihood	Other		X		136.322	0
IDN111	Beudoh - Disaster Risk Reduction	Other		X		1.415	0
IDN112	Beudoh - Community Empowerment	Civil Society Strengthening		X		13.268	0
IDN114	Beudoh - Operational	Other		X		745.840	0
Totals			14	10	9	40.120.251	0

* project type : Development, Rehabilitation, Emergency relief

LAOS



Population	6.07 million
Major Ethnic and Linguistic Groups	Lao Loum (lowland), Lao Theung (upland), Lao Soung (highland), ethnic Vietnamese/Chinese
Religions	Buddhist, animist, and other
Population Growth Rate	2.44%
Life Expectancy	54.7 years
Infant Mortality	87 per 1,000 live births
Under Five Mortality	91 per 1,000 live births
Maternal Mortality Rate	650 per 100,000 live births
GNP Per Capita	\$320
Percentage of Literate Adult Males	77.4%
Percentage of Literate Adult Females	55.5%

CARE Laos

Lead / Coordinating Member (s) : Australia

International Staff : 6

National Staff : 38

Total Staff : 44

CO Summary : CARE operated in Laos initially from 1954-57 and resumed direct program operations in the country in 1992. Since this time, CARE Laos has operated three core programs but occasionally responds to needs beyond these. CARE's Food Security and Disaster Management program has grown from our emergency response work and seeks to increase households capacity to withstand the effects of livelihood shocks, e.g. flooding and drought. The Agriculture and Natural Resources (ANR) program seeks to assist upland and highland farming communities improve livelihoods in an environmentally sustainable manner. The HIV/Aids/Reproductive Health program builds on our strong expertise in reducing STD and HIV infection rates and we hope to use the skills developed in behaviour change communication in other technical areas.

Project Number	Project Title	Primary Sector	Type *			Cash Expenditures	Agricultural Commodities
			D	R	E		
6964e	Project Preparation	Human Rights	X				
6975	Savannakhet Disaster Preparedness Project	Emergency Response	X				
6979	Khammouane Food Security Project	WATSAN	X				
6984	Remote Areas Disaster Prevention Project	Emergency Response	X				
CAN035	Canada Southeast Asia Regional HIV/Aids Programme	HIV/AIDS	X				
LAO042	Border Area HIV/AIDS					108.985	0
LAO044						4.496	0
LAO064	Rights Based Approach					10.000	0
LAO079						96.444	10.246
LAO088						669	0
LAO089	Reproductive Health Initiative for Youth in Asia	Maternal/Reproductive Health	X			80.877	0
LAO090	Poverty Alleviation in Remote Upland Areas Project	ANR	X			284.370	8.747
LAO091						10.000	0
LAO093						67.441	0
LAO095						8.954	0

Project Number and Project Title	Primary Sector	Type *			Cash Expenditures	Agricultural Commodities
		D	R	E		
LAO096					1.530	0
LAO099					155.488	3.598
LAO101					2.400	0
LAO102	Emergency Assistance to Relocated Communities	WATSAN			176.535	484
LAO103	(CORE) Improving reproductive health, security and livelihood status of service	HIV/AIDS			108.984	0
LAO104					5.801	0
LAO105	SHAPYEP STI and HIV Prevention among Ethnic Young People in Luang	HIV/AIDS			147.979	0
LAO106	PFSP Phongsaly Food Security and Capacity Building Project	WATSAN			69.697	0
LAO107					133.735	0
LAO108					4.988	0
LAO109					838	0
LAO110	Avian Influenza Risk Reduction - Mekong Regional Design	I/O Health			8.831	0
Totals					1.489.042	23.075

* project type : Development, Rehabilitation, Emergency relief

MYANMAR



Population	42.7 million
Major Ethnic and Linguistic Groups	Burman, Shan, Karen, Rakhine, Chinese, Indian, Mon, other
Religions	Buddhist, Christian, Muslim
Population Growth Rate	0.47%
Life Expectancy	56 years
Infant Mortality	68.8 per 1,000 live births
Under Five Mortality	107 per 1,000 live births
Maternal Mortality Rate	360 per 100,000 live births
GNP Per Capita	\$220
Percentage of Literate Adult Males	89.2%
Percentage of Literate Adult Females	81.4%

CARE Myanmar

Lead / Coordinating Member (s) : Australia

International Staff : 3

National Staff : 347

Total Staff : 350

CO Summary : CARE Myanmar has been providing humanitarian assistance since 1995. The programme initially focused on HIV/AIDS prevention, care and support but has expanded to include rural livelihoods in the sectors of agro-forestry, water and sanitation, rural primary healthcare, savings, income generation and education. Target areas are vulnerable populations in border areas and the central dry zone.

Project Number and Project Title	Primary Sector	Type *			Cash Expenditures	Agricultural Commodities
		D	R	E		
MMR03	MMR FY02 C/US				33.340	0
MMR034					2.696	0
MMR038	BACHIP (Border Area Chin Health Improvement Project)	Child Health	X		149.860	0
MMR041	Myanmar NGO Consortium on HIV/AIDS Prevention and Care Program	HIV/AIDS	X		456.478	0
MMR042	Reducing Injecting Drug Use and Its Harmful Consequences in the Union of Myanmar	HIV/AIDS	X		101.720	0
MMR043					23.214	0
MMR044					10.000	0
MMR047	Nutrition Rehabilitation and Education Project in Kayah State	ANR	X		142.658	17.292
MMR049	Ko Khang Food Security Rehabilitation Project	Nutritional Support		X	105.540	4.264
MMR050	Rakhine Rural Household Livelihood Security Project	ANR	X		390.130	22.481
MMR051					3.299	813
MMR052					1.186	0
MMR053	Improved Food and Livelihood Security Project in Southern Chin State	ANR	X		211.018	10.875
MMR056					4.759	1.694

Project Number and Project Title		Primary Sector	Type *			Cash Expenditures	Agricultural Commodities
			D	R	E		
MMR057					6.684	0	
MMR058					1.063	0	
MMR059					14.433	1.522	
MMR060	GFATM	HIV/AIDS	X		286.403	0	
MMR061	WAW (Women at Work)	HIV/AIDS	X		188.262	0	
MMR062	Promoting Rural Opportunities, Gen Resources, Encouraging Soc Solidarity, Kayah	Nutritional Support	X		321.897	39.994	
MMR063	Reproductive Health Youth Access and Awareness (RHYAA)	Maternal/Reproductive Health			X	96.128	0
MMR064	Sowing a Healthy Future	HIV/AIDS		X	11.644	0	
MMR065					3.479	0	
MMR067					307	0	
MMR071					186	0	
MMR070	Emergency Water Supply and Sanitation in Mindat Township, Southern Chin	WATSAN	X		47.664	0	
Totals			10	2	1	2.614.048	98.935
<i>* project type : Development, Rehabilitation, Emergency relief</i>							

NEPAL



Population:	26.5 million
Urban Population:	12%
Major Ethnic and Linguistic Groups:	Brahman, Chetri, Newar, Gurung, Magar, Tamang, Rai, Limbu, Sherpa, Tharu, other -
Religions:	Hindu - 86%, Buddhist - 8%, Muslim - 4%
Population Growth Rate:	2.26%
Life Expectancy:	59 years
Infant Mortality:	71 per 1,000 live births
Under Five Mortality:	91 per 1,000 live births
Maternal Mortality Rate:	540 per 100,000 live births
GNP Per Capita:	\$250
Percentage of Literate Adult Males:	63%
Percentage of Literate Adult Females:	28%
P Population With Access To Safe Drinking Water:	88%

CARE Nepal

Lead / Coordinating Member (s) : USA
International Staff : 1
National Staff : 239
Total Staff : 240

CO Summary : CARE opened its mission in Nepal in 1978 with the goal of strengthening the capacity of rural poor to fulfill their basic needs. Community organization is the foundation for CARE's interventions, so that communities themselves take responsibility for prioritizing, planning, implementing and monitoring development activities. CARE Nepal has worked with more than 1,450 community groups, including women's groups and "Community Development Committees" that coordinate development efforts in each community. Today, CARE Nepal's portfolio of integrated projects provide a range of services in community organization, agriculture and natural resources, rural infrastructure, non-formal education, income generation, primary health care and family planning services.

Project Number and Project Title	Primary Sector	Type			Cash Expenditures	Agricultural Commodities
		D	R	E		
NPL019	RABNP/Bajura				627	0
NPL0155	Participation of Women Enabling Their Real Representation II	Civil Society Strengthening	X			
NPL028	Reproductive Health for Married Adolescent Couple Program	Maternal/Reproductive Health	X		404.106	0
NPL032	PRP-Bajhang				594	0
NPL036	Churia Watershed Management Project	ANR	X		375.099	0
NPL038	Nepal Family Health Program	Maternal/Reproductive Health	X		590.650	0
	Polio Eradication Initiative	Child Health	X			
NPL039	Strengthening the Role of Civil Society and Women in Democracy and Governance	Governance, mun. development	X		23.719	0
NPL040	Strengthened Actions for Governance in Utilization of Natural Resources (SAGUN)	ANR	X		2.053.181	0
	Hydropower component - SAGUN	Infrastructure	X			
	PAC - SAGUN	Civil Society Strengthening	X			
	SAGUN Irrigation Component	ANR	X			
	SAGUN – Forestry and Buffer Zone Component	ANR	X			

Project Number and Project Title		Primary Sector	Type			Cash Expenditures	Agricultural Commodities
			D	R	E		
NPL041	Child Survival Project - XIX	Basic and Girls Education	X			643.115	0
NPL042	Churia Area Program (CAP)	Civil Society Strengthening	X			334.775	0
NPL043	ECHO-Humanitarian Assis.					8.390	0
NPL044	Participation of Women Enabling their Real Representation (NP155)	Other	X			149.532	0
NPL045	Doti Poverty Reduction Project	ANR	X			169.178	0
NPL046	Accessing Services for Households (ASHA)	Infrastructure		X		2.298.012	0
NPL047	Participation for Social Harmony Program - UJYALO Project	Infrastructure	X			455.657	0
NPL048	Water and Sanitation Program	WATSAN			X	379.535	0
NPL049	Jaladh Integrated Watershed and Natural Resources Co management Programme (JIWAN)	ANR	X			334.243	0
NPL050	PPS Project	Civil Society Strengthening	X			84.511	0
NPL051	DIPECHO/SAMADHAN (Community Based Disaster Risk Management Program in Nepal)	Emergency Response			X	25.139	0
Totals			18	1	2	8.330.063	0
* project type : Development, Rehabilitation, Emergency relief							

PAKISTAN



Population:	166 million
Major Ethnic and Linguistic Groups:	Punjabi - 58%, Sindhi - 12%, Pashtun - 8% Urdu - 8%, Baloch - 3%, Other - 11%
Religions:	Muslim (Sunni) - 77%, Muslim (Shi'a) - 20% Christian, Hindu, Other - 3%
Population Growth Rate:	2.09%
Life Expectancy:	63.39 years
Infant Mortality:	70.45 deaths per 1,000 live births
GNP Per Capita:	\$2,400
Percentage of Literate Adult Males:	62%
Percentage of Literate Adult Females:	35%

CARE Pakistan

Lead / Coordinating Member (s) : USA
International Staff : 5
National Staff : 53
Total Staff : 58

CO Summary : CARE International in Pakistan office was formally set up in June 2005 with a view to work through partners in two remote provinces of Pakistan in the following key areas: gender concerns and improving the role of women; strengthening institutional capacity of NGOs through partnerships; strengthening local Governance in line with the ongoing devolution process at the grass-root level, and commitment to advocacy. The October 8th, 2006 earthquake changed the dynamics of CARE's operations in Pakistan. Originally a small office, CARE quickly mobilized and expanded its operation to respond to the crisis, with the assistance of the global CARE International family. Local staff were supplemented with international emergency experts from Afghanistan, Bangladesh, Australia, Canada, UK, and USA. At present, CARE is working in three districts in the North West Frontier Province of Pakistan in the following key sectors: education, health, livelihoods, gender, water and sanitation and infrastructure and housing.

Project Number and Project Title		Primary Sector	D R E				
			D	R	E		
PAK001	Earthquake EMR Relief					6.187.924	0
CAN045	Improving Gender Equality & Health in Balochistan - CA259	Conflit Mit. & Peace-Building	X			87.005	0
CAN052	Earthquake Relief in Pakistan and India - CA274	I/O Health	X			23.603	0
CAN054	Inter-Agency Joint Earthquake Appeal - CA27701	HIV/AIDS	X			548.852	0
Totals			3	0	0	6.847.384	0

* *project type : Development, Rehabilitation, Emergency relief*

PHILIPPINES



Population:	84.6 million
Urban Population:	59%
Major Ethnic and Linguistic Groups:	Christian Malay - 92%, Muslim Malay - 4% Chinese - 2%
Religions:	Roman Catholic - 83%, Protestant - 9% Muslim - 5% Buddhist, other - 3%
Population Growth Rate:	1.92%
Life Expectancy:	69.3 years
Infant Mortality:	25 per 1,000 live births
Under Five Mortality:	38 per 1,000 live births
Maternal Mortality Rate:	170 per 100,000 live births
GNP Per Capita:	\$1,040
Percentage of Literate Adult Males:	96%
Percentage of Literate Adult Females:	96%
Access To Safe Drinking Water:	86%

CARE Philippines

Lead / Coordinating Member (s) : USA
International Staff : 0
National Staff : 9
Total Staff : 9

CO Summary : CARE Philippines (CP) was one of the first Country Offices of CARE International. Since its inception in 1949, CP has evolved from an entirely relief institution into a true development organization. It has celebrated 55 years of experience in the Philippines, with programs ranging from institution building, agricultural cooperatives development, enterprise development to land reform, environmental, watershed management, and health development. Its mission is to empower communities and institutions for sustainable development and conquer poverty through advocacy and innovative program. CP pursues its mission using the rights-based approach and guided by CARE's programming principles and unifying framework for poverty eradication and social justice. CP was formally registered with the Securities and Exchange Commission on 30 August 1990 (SEC Reg. No. 1322).

Project Number and Project Title	Primary Sector	Type *			Cash Expenditure	Agriculture Commodity	
		D	R	E			
PHL040	Project Design and Development	ANR	X		135.156	0	
PHL055	Fisheries Res Mgt Proj				115	0	
PHL062	Youth Participation in Disaster Reduction & Emergency Response in Bgy Dominorog	Emergency Response	X		28.156	0	
PHL063	Community-Based Disaster Reduction in Dingalan, Aurora Province	Emergency Response	X		51.976	0	
PHL065	Equitable Payments for Watershed Services (EPWS)	ANR	X		16.939	0	
PHL067	USAID-AVIAN Influenza				17.840	0	
Totals			4	0	0	250.182	0

* project type : Development, Rehabilitation, Emergency relief

SRI LANKA



Population:	19.7 million
Urban Population:	23%
Major Ethnic and Linguistic Groups:	Sinhalese - 74%, Tamil - 18% Moor - 7%
Religions:	Buddhist - 70%, Hindu - 15% Christian - 8%, Muslim - 7%
Population Growth Rate:	0.83%
Life Expectancy:	72.6 years
Infant Mortality:	15 per 1,000 live births
Under Five Mortality:	19 per 1,000 live births
Maternal Mortality Rate:	90 per 100,000 live births
GNP Per Capita:	\$830
Percentage of Literate Adult Males:	95%
Percentage of Literate Adult Females:	90%
Population With Access To Safe Drinking Water:	77%

CARE-Sri Lanka

Lead / Coordinating Member (s) : USA
International Staff : 16
National Staff : 600
Total Staff : 616

CO Summary : CARE International Sri Lanka was established in 1956. Initially the organization focused on food-related programs and addressing maternal and child health issues. Through the 1980s, maternal and child feeding were CARE's focus in Sri Lanka. Later, the portfolio diversified into agriculture & natural resource management and small economic activity development. CARE helps people gain access to credit and build capacity to manage sustainable businesses. Finding ways to bring together communities divided by conflict is a focus of all development activities. CARE is also helping to rebuild livelihoods in the aftermath of the Tsunami.

Project Number and Project Title	Primary Sector	Type *			Cash Expenditure	Agriculture Commodity
		D	R	E		
LKA024	Institutional Devel				15.725	0
LKA038	Dry Zone Agricultural Development Project-DZADP	ANR	X		17.206	0
LKA042	SHAKTHI	Other	X		4.200	0
LKA043	Community Action for Development-(CAD)	ANR	X		720	0
LKA046	Local Initiatives for Tomorrow (LIFT)	ANR	X		11.000	2.421
LKA047	Assistance for Internally Displaced and Conflict Affected Households-(AFIDACAH)	ANR		X	11.000	0
LKA048	Capacity building for financial services and resources in the East	SEAD	X		1.500	0
LKA049	Tea Estate Assistance Project -TEA	Civil Society Strengthening	X		9.672	0
LKA054	Prevention of Gender Based Violence (PGBV)	Civil Society Strengthening	X		3.000	3.000
LKA054	Prevention of Gender Based Violence (PGBV)	Civil Society Strengthening	X		3.000	0
LKA056	Transition to Reconciliation-II(T2R)	Conflict Mit. & Peace-Building	X		550	0

Project Number and Project Title		Primary Sector	Type *			Cash Expenditure	Agriculture Commodity
			D	R	E		
LKA057/212	Tsunami Relief and Rehabilitation II Phase Recovery Project- Ampara District	WATSAN			X	44.200	0
LKA057/215	Support to Tsunami Survivors in Trincomalee, Batticaloa, and Ampara Districts.	Emergency Response			X	45.200	0
LKA057/218	Tsunami Immediate Relief Assistance for Mullaitivu and Kilinochchi Districts.	WATSAN			X	18.750	0
LKA057/219	Emergency Relief to Hambantota and Jaffna.	WATSAN			X	5.493	0
LKA057/225&26	Rehabilitation of Infrastructure & Livelihoods for Tsunami victims in Trincomale	WATSAN			X	4.016	0
LKA057/228	Rehabilitation of Infrastructure & Livelihoods for Tsunami Victims in Batticaloa	Emergency Response		X		674	0
LKA057/232	Rehabilitation support to Tsunami victims in Mullaitivu District, Wannu Region.	WATSAN		X		4.304	0
LKA057/235	Rehabilitation of Infrastructure & Livelihoods for Tsunami Victims, Sri Lanka.	Infrastructure		X		20.295	0
LKA057/238	Psychosocial Support for School Communities affected by the Tsunami.	Emergency Response		X		9.962	0
LKA057/239	Support to the Recovery of the Fisheries sector in Jaffna District	Infrastructure		X		690	0
LKA057/241	Reconstruction of Housing & Livelihood support to Tsunami affected areas in Galle	Infrastructure		X		71	0
Totals			10	7	5	216.223	5.421

* project type : Development, Rehabilitation, Emergency relief

TAJIKISTAN



Population:	6.9 million
Urban Population:	28%
Major Ethnic and Linguistic Groups:	Tajik - 65%, Uzbek - 25% Russian - 4%
Religions:	Sunni Muslim - 85%, Shi'a Muslim - 5%
Population Growth Rate:	2.13%
Life Expectancy:	64.4 years
Infant Mortality:	113 per 1,000 live births
Under Five Mortality:	72 per 1,000 live births
Maternal Mortality Rate:	65 per 100,000 live births
GNP Per Capita:	\$170
Percentage of Literate Adult Males:	99%
Percentage of Literate Adult Females:	99%
Population With Access to Safe Drinking Water:	60%

CARE Tajikistan

Lead / Coordinating Member (s) : USA

International Staff : 7

National Staff : 155

Total Staff : 162

CO Summary In 1992, CARE USA began programs in the newly established Confederation of Independent States (CIS). A regional management structure was established to oversee the operations in Armenia, Azerbaijan, Georgia and Tajikistan, working out of Tbilisi, Georgia. In FY 2000, CARE Tajikistan became an independent Country Office with CARE USA as lead member. CARE's mission in Tajikistan is to work with poor and vulnerable populations in rural, rain-fed regions of central Tajikistan and in the city of Dushanbe. Working through and integrated development program in partnership with communities and their government, CARE Tajikistan seeks to strengthen self-capacity of communities to empower them to work together for improved conditions. CARE's core programming areas include agriculture, irrigation, health, education, environment, disaster mitigation. Rights-based approach (RBA), Gender Equity and Diveristy (GED) and underlying causes of poverty have been integrated in programs.

Project Number and Project Title	Primary Sector	Type *			Cash Expenditure	Agriculture Commodity
		D	R	E		
TJK022	Research and Development				125.092	0
TJK042	Farmers Irrigation Project (FIP)	ANR	X			
TJK043	Femme				221	0
TJK049	Supporting Partnership for Education in Tajikistan (SPET)	Basic and Girls Education	X		228.130	0
	Promotion of Education Reform Reform through involvement of local CBOs (PERP)	Basic and Girls Education	X			
TJK051	Food and Economic Security in Tajikstan (FEST)	ANR	X		7.521	0
TJK055	DIPACT-2 Disaster Preparadness Action Plan	Infrastructure	X		287.289	0
	DipacT-3 Disaster Preparedness Action Plan Tajikistan, Year 3	Other	X			
TJK056	FACT-1 (Food and Agricultural Consortium for Tajikistan)	ANR	X		1.186.012	0
	FACT-2 (Food and Agricultural Consortium for Tajikistan)	Child Health	X			
TJK057	Varzob Highland Food Security and Capacity Building (VHFS&CB)	ANR	X		436.425	0

Project Number and Project Title	Primary Sector	Type *			Cash Expenditure	Agriculture Commodity	
		D	R	E			
	Varzob Highlands Emergency Project (VHEP)	ANR	X				
TJK058	Humanitarian Aid for Flood Victims in Tajikistan	Emergency Response			X	47.476	0
TJK059	Development Assistance Program (Title-II)/ FACT/ USAID	Child Health	X			4.375.893	1.252.378
TJK060	Participatory Rural Adaptation Pilot in Response to Climate Change in Tajikistan	ANR	X			92.421	0
TJK061	Demonstrating New Approaches to Protected Areas and Biodiversity Management	ANR	X			79.503	0
TJK062	Access to Food Security in Jilikul	ANR	X			90.243	0
TJK063	Land Market Development in Kyrgyzstan and Land Tenure Reform in Tajikistan	ANR	X			16.028	0
TJK095	Training					5.000	0
Totals			15	0	1	6.977.254	1.252.378

* project type : Development, Rehabilitation, Emergency relief

THAILAND



Population:	64.3 million
Urban Population:	20%
Major Ethnic and Linguistic Groups:	Thai - 75%, Chinese - 14%
Religions:	Buddhist - 95%, Muslim - 4%
Population Growth Rate:	0.95%
Life Expectancy:	71.2 years
Infant Mortality:	22 per 1,000 live births
Under Five Mortality:	28 per 1,000 live births
Maternal Mortality Rate:	44 per 100,000 live births
GNP Per Capita:	\$1,970
Percentage of Literate Adult Males:	98%
Percentage of Literate Adult Females:	95%
Population With Access To Safe Drinking Water:	84%

CARE Thailand

Lead / Coordinating Member (s) : USA - Raks Thai is one of 12 CI Members

International Staff : 1

National Staff : 400

Total Staff : 401

CO Summary : CARE Raks Thai is CARE International's latest member (2003) and the first CARE member established in a developing country. After 22 years of experience working in Thailand, CARE International supported the evolution of the CARE Thailand country office into becoming a fully Thai entity in 1997. CARE Raks Thai has development programs within the country it is located in Thailand. The programs range from natural resources management by local communities, HIV/AIDS prevention, and care and support for affected persons, micro-enterprise development and education.

Project Number and Project Title	Primary Sector	Type *			Cash Expenditure	Agriculture Commodity
		D	R	E		
THA001	HIV/AIDS contribution Suntreefund	HIV/AIDS	X			
THA002	GENERAL Program Activities	ANR	X			
THA033	Living with AIDS-UDorn				16.349	0
THA034	Living with AIDS-UDorn	HIV/AIDS	X			
THA035	Global Community Forest Project	ANR	X		43.137	0
	Collaborative Action Partnership (CAP)	ANR	X			
THA036	Resources & Dev't P	Infrastructure	X		17.419	0
THA040	Living with AIDS -	HIV/AIDS	X			
THA043	Motivation for Safe	HIV/AIDS	X			
THA044	Strengthening Micro-enterprise Activities in Linkages and Marketing	SEAD	X		24.865	0
THA045	Motivation of Private Business and Rural Community	SEAD	X		812	0
THA049	Strengthening Thai NGO Coalition on HIV/AIDS	HIV/AIDS	X		707	0
			X			

Project Number and Project Title		Primary Sector	Type *			Cash Expenditure	Agriculture Commodity
			D	R	E		
THA055	Income Generation and Community Environmental Centers Project	ANR	X			3.109	0
THA056	USA Net Asset Fund	Infrastructure	X			2.345	0
	Improving Livelihoods of PHA in Southern Thailand via Southern Network (SPAHN)	HIV/AIDS	X				
	Support for Children, Youth and Women Affected by HIV/AIDS (CYW)	HIV/AIDS	X				
	Community HIV/AIDS Prevention and CARE (CHAPAC)	HIV/AIDS	X				
THA057	Young Leadership Project	Basic and Girls Education	X			46	0
THA063	Asian Education and Friendship Project	ANR	X			855	0
THA065	Children's Environment Education Project Core Asia	Basic and Girls Education	X			8.002	0
THA066	Strengthening the Capacity in HIV/AIDS	HIV/AIDS	X			7.870	0
	Prevention of HIV/AIDS Among Migrant Workers in Thailand (PHAMIT)	HIV/AIDS	X				
THA067	Combat Traffc Child&Women	Child Health	X				
THA068	Cor of sustain. for Commu	Maternal/Reproductive Health	X			2	0
THA069	Post-delivery Care for Mothers with HIV	HIV/AIDS	X			2.853	0
THA070	Health Workplace factory	Child Health	X				
THA071	AIDS Prevention LP	Child Health	X				
THA073	Preventing HIV/AIDS & Increasing Care & Support for Injection Drug Users	HIV/AIDS	X			0	0

Project Number and Project Title	Primary Sector	Type *			Cash Expenditure	Agriculture Commodity	
		D	R	E			
THA074A	Community Mobilization for Positive Mothers	Child Health	X				
THA074B	Child Initiated Lasting Dreams	HIV/AIDS	X				
THA075	Chiang Kan District HIV/AIDS Prevention among Youth (CHAPY)	HIV/AIDS	X				
THA076	Africa-Asia Inter-exchange Learning Communities Networks	HIV/AIDS	X				
THA077	Voice & Choice for women	Maternal/Reproductive Health	X				
THA078	Voice & Choice for women	Basic and Girls Education	X				
THA079	Southern Thailand Affected Area Rehabilitation & Strengthening Project (STAARS)	Emergency Response			X	3.431.796	0
THA080	MOPH	Maternal/Reproductive Health	X				
THA081	Young Leadership Development Project	Basic and Girls Education	X				
THA082	Aids Prevention for women	Maternal/Reproductive Health	X				
THA095	Staff Orientation &	Program Dev. & Support	X			82.809	0
THA096	CIK Goods Received	Program Dev. & Support	X				
THA912	MPC \$ Cost	Infrastructure	X				
Totals			40	0	1	3.642.976	0

* project type : Development, Rehabilitation, Emergency relief

TIMOR LESTE



Population	1.02 million
Major Ethnic and Linguistic Groups	Austronesian (Malayo-Polynesian), Papuan
Religions	Roman Catholic, Muslim, Protestant
Population Growth Rate	2.11%
Life Expectancy	65.6 years
Infant Mortality	48.9 per 1,000 live births
Under Five Mortality	124 per 1,000 live births
Maternal Mortality Rate	660 per 100,000 live births
GNP Per Capita	\$430
Percentage of Literate Adults	58.6%

CARE Timor Leste or East Timor

Lead / Coordinating Member (s) : Canada

International Staff : 8

National Staff : 148

Total Staff : 156

CO Summary : CARE has been operating in all thirteen districts of Timor Leste since 1994. From 1994 until the 1999 referendum the projects in rural agriculture and water-sanitation were implemented as a part of CARE Indonesia activities. In response to the violent events of 1999, CARE designed an emergency program that included direct aid in shelter, water and sanitation, food distribution, and agriculture rehabilitation. Since 2002, CARE has been focusing on long term sustainable development projects in independent East Timor. CARE has high capacity in the areas of agriculture, agro-forestry, rural water and sanitation, micro-finance, primary school education & childrens rights, womens participation, and capacity building. In all our projects we emphasize capacity building of the people we work with, including our own staff. By adopting a grass-roots approach, we ensure that community members participate fully in all stages of project implementation while developing a strong sense of ownership.

Project Number and Project Title	Primary Sector	Type			Cash Expenditures	Agricultural Commodities
		D	R	E		
TLS010	NGO Sector Strengthening Project (BELUN)	Civil Society Strengthening	X			
TLS011	Strategic Planning	Other	X			
TLS014	Emergency Assistance / Nutritional Disaster	Nutritional Support			X	
TLS015	Timor Leste community managed food banks for a disaster preparedness project	Nutritional Support			X	
TLS016	Gender Mainstreaming	Advocacy	X			
TLS017	Community Volunteers/ Child Health	Child Health	X			
TLS018	Subleasing Revolving Fund	Other	X			
TLS019	Rapid Nutritional Assessment	Child Health	X			

Project Number and Project Title	Primary Sector	Type			Cash Expenditures	Agricultural Commodities	
		D	R	E			
TLS020	INHEO (Integrated Nutrition/Health Education)	Integrated/Other Health	X			1.339.710	0
TLS021	Haburas Labarik Children's Rights Promotion and Protection	Advocacy	X			4.431	0
TLS022	Mission Support	Other	X			20.640	0
TLS023	Mitigation of Malaria for Most Affected Groups	Integrated/Other Health			X	98.587	0
TLS024	Supplementary Feeding for IDPS	Nutritional Support			X	25.294	0
TLS025	Emergency Response for IDPS	Other			X	64.945	0
TLS026	Support and Basic Relief to IDP camps	Other			X	38.469	0
TLS027	Emergency Services to IDPS	Other			X	24.589	0
TMP005	East Timor Childrens Magazine	Basic and Girls Education	X			838.370	0
TMP008	Capital Asset Revolving Fund	Other	X			16.791	0
Totals			11	0	7	3.217.820	0

* project type : Development, Rehabilitation, Emergency relief

VIETNAM



Population	82.7 million
Major Ethnic and Linguistic Groups	Vietnamese, Chinese, Hmong, Thai, Khmer, Cham
Religions	Buddhist, Hoa Hao, Christian, indigenous beliefs, Muslim
Population Growth Rate	1.3%
Life Expectancy	70.4 years
Infant Mortality	19 per 1,000 live births
Under Five Mortality	23 per 1,000 live births
Maternal Mortality Rate	130 per 100,000 live births
GNP Per Capita	\$480
Percentage of Literate Adult Males	94%
Percentage of Literate Adult Females	87%

CARE Vietnam

Lead / Coordinating Member (s) : Australia

International Staff : 8

National Staff : 78

Total Staff : 86

CO Summary : CARE has worked in Vietnam since 1989 under the lead of CARE Australia. A formal MOU was signed in 1991 between CARE and the Government of the Socialist Republic of Vietnam. CARE Vietnam works in cooperation with the Peoples Aid Coordinating Committee of Vietnam. The representative office is located in Hanoi, and a project office has been established in Ho Chi Minh City.

Project Number and Project Title	Primary Sector	Type *			Cash Expenditure	Agriculture Commodity
		D	R	E		
Son La Women's Economic Collaboration for Development	SEAD	X				
Fostering a Culture of Human Rights in Vietnam	Civil Society Strengthening	X				
Safe Drinking Water and Sanitation for Students	WATSAN	X				
93114 OFDA Support for Installation, Operation, and Maintenance of Emergency Water Fi	Emergency Response	X				
93121 CASI Program Development and Co-ordination Facility	Civil Society Strengthening	X				
93122 Clean Water and Hygiene Awareness Campaigns for Flood Affected Communities	WATSAN	X				
93125 Emergency Flood Response with Capacity Building in the Mekong River Delta	Emergency Response	X				
93126 GIPA Policy	Civil Society Strengthening	X				
93127 GIPA Ford	Civil Society Strengthening	X				
VNM118					10.702	0
VNM133 EU/UNFPA Reproductive Health Initiative for Youth in Asia	Maternal/Reproductive Health	X			81.449	0
VNM140 Community Resilience to Natural Disasters in the Mekong Delta (DMP)	Emergency Response	X			527.896	0

Project Number and Project Title		Primary Sector	Type *			Cash Expenditure	Agriculture Commodity
			D	R	E		
VNM141	Options and Ownership: WatSan for Rural Poor in the Mekong Delta	WATSAN	X			294.839	0
VNM142	Inner Spaces, Outer Faces (ISOFI)	Other	X			26.990	0
VNM143	Building community action on HIV/AIDS (CORE II)	HIV/AIDS	X			83.400	0
VNM144	Promoting Healthy Workplace and Cohesive Community (Timberland phase II)	Other	X			24.875	0
	Timberland II - Honoring the commitment to the Binh Tan Community	Civil Society Strengthening	X				
VNM145	Community Empowerment for Forest Management	ANR	X			859.031	12.451
VNM146	Clean Water for Education	WATSAN	X			47.645	0
VNM147	Vietnamese NGO Engagement in decision making processes	Civil Society Strengthening	X			41.689	0
VNM148						715	0
VNM149						7.820	0
VNM150	Improving Worker Access to Community Resources	Human Rights	X			82.756	0
VNM151	Participatory Community Development (PACODE)	Civil Society Strengthening	X			327.472	0
VNM152	The Walk and the Talk	HIV/AIDS	X			132.388	0
VNM154						66.728	0
VNM155	Getting Prepared: Enhancing disaster preparedness and coping capacity	Emergency Response			X	243.156	0
VNM156	Poverty Reduction in Red River Basin Irrigation Systems (ADB proposal)	WATSAN	X			127.834	0
VNM157	Livelihoods in Wetlands	ANR	X			118.743	0
VNM158	Avian Influenza 2005 in Long An and Binh Dinh (STOP AI)	Emergency Response			X	84.844	0

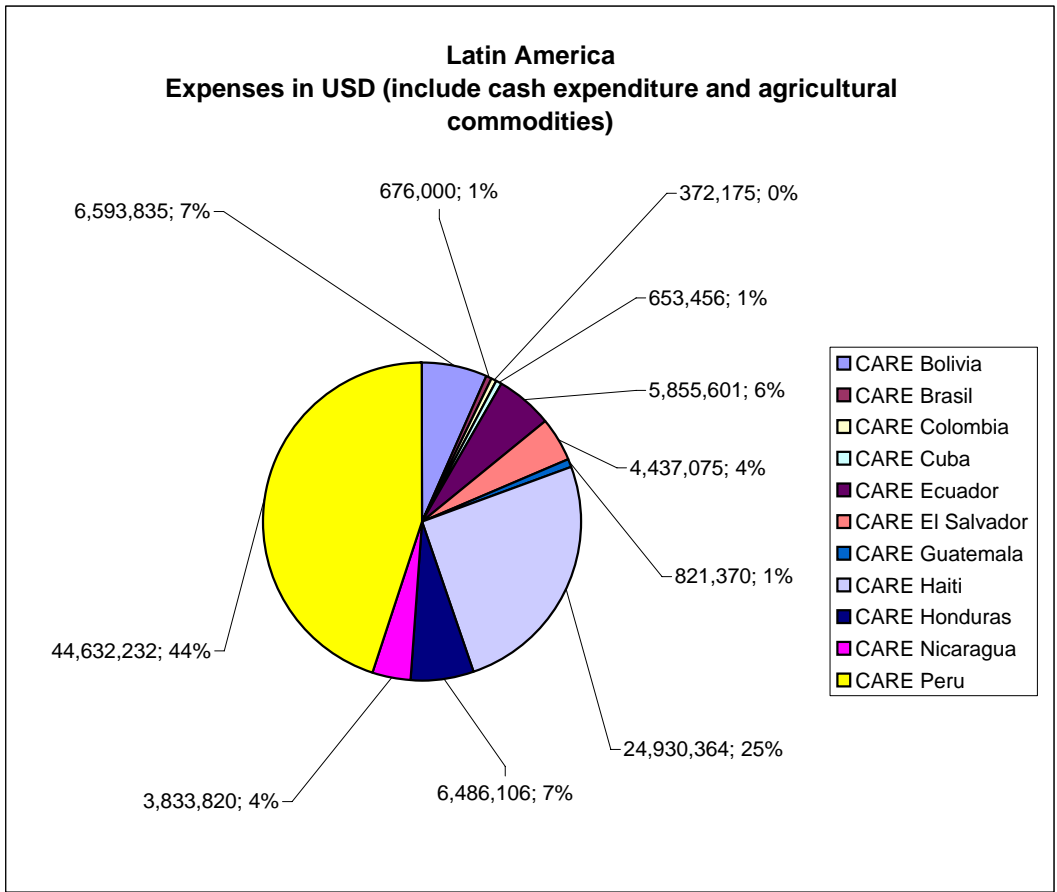
Project Number and Project Title	Primary Sector	Type *			Cash Expenditure	Agriculture Commodity	
		D	R	E			
VNM159	Great Initiatives For Targeting Sustainable Livelihoods in Ca Mau (Ca Mau GIFTS)	ANR	X			224.392	58.921
VNM160						13.020	0
VNM161	Peers Leading Understanding & Support for Positive Living & User-Friendly Servic	HIV/AIDS	X			125.861	0
	STRONGER Pepfar	HIV/AIDS	X				
VNM162	Stronger Organization, Networks, GIPA for an Empowered Response to HIV/AIDS (STR	HIV/AIDS	X			177.023	0
VNM163						8.840	0
VNM164						3.262	0
VNM165	CARE Emergency Response to Typhoon Damrey	Emergency Response			X	98.054	35.178
VNM166	Strengthening Training Outreach Prevention services Avian Influenza in Red Riv M	Emergency Response			X	104.470	0
VNM167	Can Tho Bridge Construction Project	HIV/AIDS	X			19.784	0
VNM168	Safe drinking water and sanitation facilities for schools in Hau Loc, Thanh Hoa	WATSAN	X				
VNM169	Avian Influenza Mekong Preparedness Local Risk Reduction Inception Activity	Emergency Response			X	4.750	0
VNM170	Great Initiatives For Targeting Sustainable Livelihoods in Thanh Hoa	WATSAN	X			6.544	0
VNM171	Safe drinking water and sanitation for student project	WATSAN	X				
VNM172	Mangrove Reforestation, Agro-Forestry and Community Development	ANR	X				
VNM173	Safe Drinking Water and Sanitation for Students	WATSAN	X				
Totals			34	0	5	3.976.972	106.550

* project type : Development, Rehabilitation, Emergency relief

Latin America and the Caribbean

Latin America and the Caribbean

OfficeName	Number of Staff		TOTAL
	National	International	
CARE Bolivia	190	1	191
CARE Brasil	5	0	5
CARE Colombia	16	1	17
CARE Cuba	21	3	24
CARE Ecuador	99	1	100
CARE El Salvador	100	1	101
CARE Guatemala	190	1	191
CARE Haiti	450	6	456
CARE Honduras	146	2	148
CARE Nicaragua	104	1	105
CARE Peru	235	1	236
TOTAL	1556	18	1574



BOLIVIA



Population:	8.6 million
Urban Population:	63%
Major Ethnic and Linguistic Groups:	Mestizo - 30% Quechua - 30% Aymara - 25% European - 15%
Religions:	Roman Catholic - 95%
Population Growth Rate:	1.63%
Life Expectancy:	64.8 years
Infant Mortality:	56 per 1,000 live births
Under Five Mortality:	77per 1,000 live births
Maternal Mortality Rate:	390 per 100,000 live births
GNP Per Capita:	\$940
Percentage of Literate Adult Males:	93%
Percentage of Literate Adult Females:	82%
Population With Access To Safe Drinking Water:	83%

CARE Bolivia

Lead / Coordinating Member (s) : USA

International Staff : 1

National Staff : 190

Total Staff : 191

CO Summary : CARE started working in Bolivia in 1976 with the construction of rural water systems. Over the years, CARE expanded its activities to include primary health care, infrastructure development and agriculture development projects. Currently, CARE's portfolio in Bolivia includes projects in primary health care, water and sanitation, family planning, agriculture and natural resources management, community organization and institutional strengthening.

Project Number and Project Title	Primary Sector	Type			Cash Expenditure	Agriculture Commodity
		D	R	E		
BOL028	Mission Development	X			276.356	0
BOL029	Our Bodies our Health	X			77.679	0
BOL036	Girls Leadership Edu.	X			1.080	0
BOL041	BOL041-Seguridad Alimentaria Sostenible - Titulo II	X			2.571.346	1.233.604
BOL051	MAPA	X			15.507	0
BOL056	Plagbol-Plaguicidas Bolivia	X			184.855	0
BOL063	Combatting Child Labour	X			418.044	0
BOL068	BOL068-Seguridad Alimentaria de los Ayllus en Paz	X			278.606	0
BOL069	Procosi Promov SSR-SC	X			19.210	0
BOL072	BOL072-Dipecho - Chaco			X	74.792	0
BOL073	State Advocacy	X			176.531	0

Project Number and Project Title	Primary Sector	Type *			Cash Expenditure	Agriculture Commodity	
		D	R	E			
BOL074	BOL074-Ciudades Fronterizas	Program Dev. & Support	X			235.831	0
BOL075	BOL075-Asocio Empresa Privada	ANR	X			121.118	0
BOL076	BOL076-ACQUIRE	Maternal/Reproductive Health	X			264.434	0
BOL077	BOL077-GESTION Y CALIDAD EN SALUD	Civil Society Strengthening	X			180.798	0
BOL079	BOL079-Rehabilitación Emergencias Potosí	Emergency Response	X			402.068	0
BOL079	BOL079-Post Emergencias Pando	Emergency Response		X			0
BOL080	BOL080-Empoderamiento de Jovenes y Mujeres para Iniciar Actividades Empresariales	SEAD	X		X	61.976	0
Totals			11	1	2	5.360.231	1.233.604

* project type : Development, Rehabilitation, Emergency relief

BRASIL



Population:	188.9 million
Urban Population:	85.2%
Major Ethnic and Linguistic Groups:	white 53.7%, mulatto (mixed white and black) 38.5%, black 6.2%, other (includes Japanese, Arab, Amerindian) 0.9%, unspecified 0.7% (2000 census)
Religions:	Roman Catholic (nominal) 73.6%, Protestant 15.4%, Spiritualist 1.3%, Bantu/voodoo 0.3%, other 1.8%, unspecified 0.2%, none 7.4% (2000 census)
Population Growth Rate:	1.04% (2006 est.)
Life Expectancy:	70.8 years
Infant Mortality:	31 per 1,000 live births
Under Five Mortality:	33 per 1,000 live births
Maternal Mortality Rate:	260 per 100,000 live births (2000)
GNP Per Capita:	USD8,600 (2006 est.)
Percentage of Literate Adult Males:	88.4%
Percentage of Literate Adult Females:	88.8%
Population With Access To Safe Drinking Water:	90%

CARE Brasil

Lead / Coordinating Member (s) :

International Staff : 0

National Staff : 5

Total Staff : 5

CO Summary : After a start-up phase in 1999/01 and a pilot phase of three years, CARE Brasil has consolidated its activities from 2005 on. CARE Brasil is registered as a locally incorporated NGO, with its own governance structure and fundraising strategy. Programming started in late 2002 and is still evolving, with funding mainly from corporated social responsibility. CARE Brasil constitutes a strategic project of CARE International in order to understand the role that CARE can play in a medium income country with a diverse and rich civil society, where poverty in large scale is produced not by lack of resources but by an unequal income structure within the society. CARE Brasil works only in three areas: community involvement in public education; income generation with women and youth; and social control.

Project Number and Project Title	Sector	Type *			Cash Expenditure	Agriculture Commodity
		D	R	E		
BRA001	Rural Development with Afro Brazilian Groups-Bahia	X			225,200	0
BRA002	Access to public university for your de Rio de Janeiro	X			95,200	0
BRA003	Income Generation in periphery Sao Paulo	X			109,000	0
BRA004	Rural Development in the Coastal region of Piaui	X			93,600	0
BRA005	Learning Community in periphery	X			12,500	0
BRA006	Access to market for smallholders Amazon	X			62,800	0
BRA007	Distance education on public budgeting in Piau	X			77,700	0
Totals		7	0	0	676,000	0

* project type : Development, Rehabilitation, Emergency relief

COLOMBIA



Population:	46.3 million
Urban Population:	73.3%
Major Ethnic and Linguistic Groups:	mestizo 58%, white 20%, mulatto 14%, black 4%, mixed black-Amerindian 3%, Amerindian 1%
Religions:	Roman Catholic 90%, other 10%
Population Growth Rate:	1.46% (2006 est.)
Life Expectancy:	72.6 years
Infant Mortality:	17 per 1,000 live births
Under Five Mortality:	21 per 1,000 live births
Maternal Mortality Rate:	130 per 100,000 live births (2000)
GNP Per Capita:	USD8,400 (2006 est.)
Percentage of Literate Adult Males:	92.9%
Percentage of Literate Adult Females:	92.7%
Population With Access To Safe Drinking Water:	93%

CARE Colombia

Lead / Coordinating Member (s) : Canada
International Staff : 1
National Staff : 16
Total Staff : 17

CO Summary : CARE's humanitarian assistance programmes in Colombia began in 2002 and are financed by the Canadian International Development Agency (CIDA). CARE's programme in Colombia aims to support vulnerable people and victims of conflict through projects in food security, agricultural production, and income-generating activities. CARE's work in Colombia is divided into different projects, each addressing either one or multiple aspects of poverty. CARE's projects in Colombia focus on the following sectors: Agriculture and Natural Resources and Microfinance and Income Generation.

Project Number	Project Title	Primary Sector	Type			Cash Expenditure	Agriculture Commodity
			D	R	E		
COL001	Food Security for Internally Displaced in Colombia	Nutritional Support			X	3.305	0
COL002	Programme Development Strategy	Other	X			150.704	0
COL003	Emergency Project for Flood Affected Families	Other			X	5.227	0
COL004	Food Security for IPD II	Nutritional Support			X	155.753	0
COL005	Emergency Relief in Tumaco	Other			X	47.699	0
COL007	Proyecto Pacifico Sur: Recovery for Conflict Populations	Other			X	9.487	0
Totals			1	0	5	372.175	0

* project type : Development, Rehabilitation, Emergency relief

CUBA



Population:	11.3 million
Urban Population:	75%
Major Ethnic and Linguistic Groups:	Mulatto - 51% White - 37% Black - 11% Chinese - 1%
Religions:	Roman Catholic - 85%
Population Growth Rate:	0.34%
Life Expectancy:	76.8 years
Infant Mortality:	7 per 1,000 live births
Under Five Mortality:	9 per 1,000 live births
Maternal Mortality Rate:	33 per 100,000 live births
GNP Per Capita:	\$1,170
Percentage of Literate Adult Males:	97%
Percentage of Literate Adult Females:	97%
Population With Access To Safe Drinking Water:	91

CARE Cuba

Lead / Coordinating Member (s) : Canada

International Staff : 3

National Staff : 21

Total Staff : 24

CO Summary : CARE Cuba has evolved its program over the past 8 years through a careful sensing of the highly unique political and economic environment, and of the opportunities for developing relevant projects. It has followed an emergent rather than a deliberate strategy model, to date. At the same time, there has been an increasing desire to solicit the participation of relevant actors in Cuba to formulate this strategy in a form that allows CARE Cuba to communicate and test its vision with various others. Owing partly to the particularities of development assistance and CARE's structure in Cuba, and the absence of discretionary funds, there has not been a formal Long Range Strategic Plan exercise carried out. Steps are being taken in this direction, which has led to the current "work in progress". It is anticipated that we will develop this to a somewhat more well thought out – though still quite "light" – strategic plan.

Project Number and Project Title		Primary Sector	Type *			Cash Expenditure	Agriculture Commodity
			D	R	E		
CUB006	CUB006 - SCATCAF (Livelihood Support...) - CU021	SEAD	X			148.343,61	0
CUB007	CUB007 - Corralillo (Livelihood Improvement) - CU033	ANR	X			145.259,49	0
CUB008	CUB008 - Forestry Farms - CU022	ANR	X			79.801,63	0
CUB012	CUB012 - Security Livelihood - Urgent Relief Supplies in Cuba - CU027	Other			X	119.275,79	0
CUB013	CUB013 - Programme Development Strategy - CU029	Other	X			39.649,84	0
CUB014	Family Livestock Farms	ANR	X			90.729,70	0
CUB015	Rehabilitation of Agriculture Affected by Hurricane Dennis in Granma - CU034	ANR	X			30.396,32	0
Totals			6	0	1	653.456,38	0

* project type : Development, Rehabilitation, Emergency relief

ECUADOR



Population:	13.7 million
Urban Population:	63%
Major Ethnic and Linguistic Groups:	Mestizo - 65% Amerindian - 25% Spanish, other - 7% Black - 3%
Religions:	Roman Catholic - 95%
Population Growth Rate:	1.9%
Life Expectancy:	71.9 years
Infant Mortality:	32 per 1,000 live births
Under Five Mortality:	30 per 1,000 live births
Maternal Mortality Rate:	160 per 100,000 live births
GNP Per Capita:	\$1,240
Percentage of Literate Adult Males:	94%
Percentage of Literate Adult Females:	91%
Population With Access To Safe Drinking Water:	85%

CARE Ecuador

Lead / Coordinating Member USA

International Staff : 1

National Staff : 99

Total Staff : 100

CO Summary : CARE has had a presence in Ecuador since 1962. Between 1987 and 2003, CARE Ecuador implemented 38 projects for 53 million people. Today, CARE' portfolio includes development projects in a variety of areas such as emergency relief, health and sanitation, economic development and integrated conservation and development. Our strategic goal is to contribute to the reduction of poverty by 50% by 2015. To address the underlying causes of poverty we have defined a program strategy that consists of three key elements that apply to all programs: Increase the capacity of key local and national actors; Support integral development approaches developed by excluded groups; Influence policies and promote civic and private attitudes and practices at the local, regional and national level that promote equity and inclusion and improved power relations.

Project Number and Project		Primary Sector	Type *			Cash Expenditure	Agriculture Commodity
			D	R	E		
CAN002	Tools for Development - CA224, CA233	ANR	X			218.889	0
ECU062	Solidarity	ANR	X			33.772	0
ECU066	Programa SUR	WATSAN	X			1.633.605	0
ECU067	Increasing Reproductive Health Services with Partner	Maternal/Reproductive Health	X				
ECU070	Program Development	??				112.655	0
ECU071	LAC Regional Activities	Multi-Sector	X				0
ECU072	EDUCAVIDA	Basic and Girls Education	X			239.665	0
ECU073	Jovenes por la Vida	Other	X			9.048	0
ECU074	Democracia y Gobernabilidad Local en la Frontera Sur	Other	X			417.427	0
ECU075	Manejo Integrado de Microcuencas - Integrated Micro	WATSAN	X			82.194	0
ECU076	Gobiernos Transparentes	Other	X			132.600	0

Project Number and Project	Primary Sector	Type *			Cash Expenditure	Agriculture Commodity	
		D	R	E			
ECU077	EDUCADIVERSIDAD	Basic and Girls Education	X		59.057	0	
ECU078	FOCADES BINACIONAL	Emergency Response	X		95.713	0	
ECU079	Gobiernos Participativos	Other	X		1.762.125	0	
ECU080	MODERSA	I/O Health	X		58.364	0	
ECU081	SOY! Support our Youth	Basic and Girls Education	X		239.061	0	
ECU082	CAPACITAR	WATSAN	X		62.555	0	
ECU083	MICROFINANZAS RURAL	SEAD	X		56.614	0	
ECU084	SIGGLO	Other	X		8.296	0	
ECU086	UNIVIDA	HIV/AIDS	X		112.777	0	
ECU087	PROMESA - Promoting Equitable Access to Markets	SEAD	X		31.885	0	
ECU088	Expansion of the DOTS Strategy in Ecuador	I/O Health	X		365.099	0	
ECU089	SID-Galapagos - Support the Sustainable Development of the	WATSAN	X		15.998	0	
ECU090	Supervivencia Materna	I/O Health	X		17.802	0	
ECU091	Development of Binational Capacities in Disaster Risk Management (DECABI)	Other	X		35.865	0	
ECU092	Reducing the Spread of HIV/AIDS in Ecuador	HIV/AIDS	X		54.535	0	
Totals			25	0	0	5.855.601	0

* project type : Development, Rehabilitation, Emergency relief

EL SALVADOR



Population:	6.5 million
Urban Population:	61%
Major Ethnic and Linguistic Groups:	Mestizo - 90% White - 9% Amerindian - 1%
Religions:	Roman Catholicism - 83%
Population Growth Rate:	1.81%
Life Expectancy:	70.6 years
Infant Mortality:	27 per 1,000 live births
Under Five Mortality:	39 per 1,000 live births
Maternal Mortality Rate:	160 per 100,000 live births
GNP Per Capita:	\$2,050
Percentage of Literate Adult Males:	83%
Percentage of Literate Adult Females:	78%
Percentage Population With Access To Safe Drinking Water:	77%

CARE EI Salvador

Lead / Coordinating Member (s) : USA
International Staff : 1
National Staff : 100
Total Staff : 101

CO Summary : CARE EI Salvador was established in 1956 and over the next two decades implemented a number of development projects. From 1979 to 1992, EI Salvador suffered a disastrous civil war in which 75,000 people were killed and more than a million displaced or forced to flee abroad. In 1980, security had deteriorated so much that CARE was forced to suspend its programs. From 1985 to 1988, CARE was able to return temporarily and implement a hospital prosthesis program for war victims. Due to improving security conditions, CARE resumed its programs in EI Salvador in 1993. Rural water supply/sanitation construction and rehabilitation, primary health care, agricultural development and community organization are priority programming areas for CARE EI Salvador.

Project Number and Project Title	Primary Sector	Type *			Cash Expenditure	Agriculture Commodity	
		D	R	E			
SLV001	Mission Development	Other	X			97.500	0
SLV010	DASAGUA	WATSAN	X			74.754	0
SLV015	Prosaguas	WATSAN	X			4.222	0
SLV022	El Agua	WATSAN	X			5.902	0
SLV023	Renacer	WATSAN		X		3.395	0
SLV025	Emerg. Resp. to	Multi-Sector			X	6.888	0
SLV028	Prosperar	Multi-Sector	X			6.751	0
SLV035	USAID/PROSALUD	Multi-Sector	X			26.075	0
SLV040	USAID/CHEMONICS/RESERV	Multi-Sector	X			991	0
SLV 047	047 Estrategias y Planes Ambientales Municipales	Basic and Girls Education	X			145.525	0
SLV-018	018 Proyecto MAG-PAES/Trifinio	ANR	X			705.345	0
SLV041	041 Primero APRENDO	Basic and Girls Education	X			26.774	0
SLV042	042 Educación Emprendedora. Proyecto IPEC-OIT	SEAD	X			94.159	0
SLV044	044 Sistema de Alerta Temprana de la Cuenca del Río Jiboa	Emergency Response			X	280.701	0
SLV045	Programa De Salud, Agua Y Saneamiento (SAGYS)	WATSAN	X			422.137	0

Project Number and Project Title	Primary Sector	Type *			Cash Expenditure	Agriculture Commodity	
		D	R	E			
SLV045b	Proyecto Piloto De Salud Reproductiva Comunitaria En Adolescentes	Maternal/Reproductive Health	X				
SLV046	046 PROMOCIÓN SOCIAL DEL PROGRAMA ABASTECIMIENTO DE AGUA	WATSAN	X		283.017	0	
SLV048	Consultoría Red Solidaria	WATSAN	X		123.463	0	
SLV049	Iniciativas Regionales				742.411	0	
SLV050	Rehabilitación de Actividades Productivas Relacionadas con la agricultura y la S	Other		X	845.685	0	
SLV050a	Rehabilitacion de la Capacidad Economica Rural (REHACER)	SEAD	X				
SLV050b	Pedagogía de Solidaridad: Atención Psicosocial en Situaciones de Emergencia	Basic and Girls Education				X	
SLV051	Agronegocios	SEAD	X		322.992	0	
SLV052	Lecheros				2.722	0	
SLV055	Inversiones Estratégicas en la cuenca Binacional del río Goascorán.	ANR	X				
SLV136	Fortalecimiento y Desarrollo en la zona del volcán ILAMATEPEC	Emergency Response	X				
SLV899	899 Centros de Agronegocios	SEAD	X		215.666	0	
Totals			13	1	2	4.437.075	0

* project type : Development, Rehabilitation, Emergency

GUATEMALA



Population:	13.9 million
Urban Population:	40%
Major Ethnic and Linguistic Groups:	Mestizo - 55% Amerindian - 43%
Religions:	Roman Catholic, Protestant, Traditional Mayan beliefs -
Population Growth Rate:	2.66%
Life Expectancy:	65.2 years
Infant Mortality:	38 per 1,000 live births
Under Five Mortality:	58 per 1,000 live births
Maternal Mortality Rate:	190 per 100,000 live births
GNP Per Capita:	\$1,670
Percentage of Literate Adult Males:	78%
Percentage of Literate Adult Females:	63%
Population With Access To Safe Drinking Water:	92%

CARE Guatemala

Lead / Coordinating Member (s) :	USA
International Staff :	1
National Staff :	190
Total Staff :	191

CO Summary : CARE has operated in Guatemala since 1959 and has developed an extensive working relationship with agencies in the public and private sectors. CARE operates projects in water and sanitation, agriculture, agroforestry, primary health care, population, girl's education and small economic activity development.

Project Number and Project Title	Primary Sectors	Type*			Cash Expenditures	Agricultural Commodities
		D	R	E		
GTM072	Milpas - Manejo Integral agricultura sostenible	ANR	X		10.694	809
GTM075	BANCOMUN - Village Banks - Occidente	SEAD	X		525	525
GTM078	EDUBANCO - Educacion de Ninas y Bancos Comunales	Multi-Sector	X		3.200	3.200
GTM079	EDUSARE		X		23.000	54.000
GTM080	MI BOSQUE - Manejo Integrado de Bosques	ANR	X		171.456	121.700
GTM081	PROGRESO		X		179.235	0
GTM084	EDUCASA - Educacion en Salud y Seguridad Alimentaria	Child Health	X		22.872	22.872
GTM086	Proyectos de Actividades Agricolas generadoras de Ingresos	ANR	X		14.840	11.308
GTM090	EDUJOVEN	Basic and Girls' Education	X		120	229
GTM091	Proyecto Foro de la Mujer-Fortalecimiento		X		11.300	9.305
GTM026	Central America Mitigation Initiative (CAMI)			X	1	0
GTM093	Maternal Health Project		X		88.255	0
GTM094	SINAVIH - Integrated Health of the Adolescent and Prevention of HIV/AIDS		X		13.221	13.421
GTM049	Programa de Seguridad Alimentaria		X		1	0

Project Number and Project Title		Primary Sectors	Type*			Cash Expenditures	Agricultural Commodities
			D	R	E		
GTM082	BANCOMUR - Bancos Comunales para Mujeres	SEAD	X			1	0
GTM096	PROGRAMA DE AGUA Y SANEAMIENTO RURAL - PASRURAL -	WATSAN	X			1.320	0
1	Post conflict democratization			X		400	0
GTM098	Emergencia STAN	Multi-Sector			X	38.349	0
GTM097	Municipio SPJ - San Pedro Jocopilas		X			5.211	0
Totals			16	1	2	584.001	237.369

* project type : Development, Rehabilitation, Emergency relief

HAITI



Population:	7.5 million
Urban Population:	36%
Major Ethnic and Linguistic Groups:	Black - 95% Mulatto, white - 5%
Religions:	Roman Catholic - 80% Protestant - 16%
Population Growth Rate:	1.7%
Life Expectancy:	51.6 years
Infant Mortality:	76 per 1,000 live births
Under Five Mortality:	123 per 1,000 live births
Maternal Mortality Rate:	520 per 100,000 live births
GNP Per Capita:	\$480
Percentage of Literate Adult Males:	55%
Percentage of Literate Adult Females:	51%
Population With Access To Safe Drinking Water:	46%

CARE Haiti

Lead / Coordinating Member (s) : USA

International Staff : 6

National Staff : 450

Total Staff : 456

CO Summary : CARE began working in Haiti in 1954, providing relief assistance to people affected by Hurricane Hazel. CARE's work shifted to development programming in 1959 with activities focusing on maternal and children nutrition through the provision of food. In 1966, CARE launched community development programming in the Northwest, one of the most impoverished regions of Haiti. In the 1970s CARE broadened its programming to include interventions in the health of preschool children, the provision of safe drinking water, and income generating activities. In the 1980s, CARE began diversifying its programming to encompass agriculture and natural resources, preschool education, water and sanitation, primary health care, and small enterprise projects. Following the coup d'état in 1991 and the subsequent embargo, CARE concentrated on humanitarian feeding and rehabilitation projects. Today, CARE's work in Haiti reflects an integrated approach to programming with projects in HIV/AIDS, reproductive health maternal and child health, education, food security, and water and sanitation. CARE works closely with local NGOs, private companies, community organizations and the Haitian government to build local capacity and achieve sustainable development.

Project Number and Project Title	Primray Sector	Type *			Cash Expenditure	Agriculture Commodity
		D	R	E		
HTI001 DAP- Food Monitoring	Nutritional Support			X	593.361	593.361
HTI035 Program Development Pro	Other	X			375.327	0
HTI069 Kellog Bassin Bleu Youth	Other	X			11.899	0
Capacity Building and Voter Education Project	Civil Society Strengthening	X				
HTI071 Food Security Strengthening Project In Grande-Anse	ANR	X			15.143	0
HTI072 Sustainable Increase in Food Security for Haiti's Northwest (SIFS) - DAP II	Nutritional Support	X			968.642	0
HTI073 Agriculture and Income Component - Sustainable Increase in Food Security for Haiti	ANR	X			1.242.651	0
HTI074 Education Component: Sustainable Increase in Food Security for Haiti's Northwest	Basic and Girls Education	X			799.626	0
HTI075 Maternal and Children's Health Project	Child Health	X			1.007.527	0
HTI076 Support to the National Program Against TB (Appui au Programme de Lutte National)		X			755.622	0
HTI077 Support to the Reduction of Mother to Child HIV/AIDS Transmission Program	HIV/AIDS	X			93.850	0

Project Number and Project Title	Primray Sector	Type *			Cash Expenditure	Agriculture Commodity	
		D	R	E			
HTI080	AESN/WATER SUPPLY & SAN	WATSAN	X		5.210	0	
HTI081	Haiti's Response to HIV/AIDS	HIV/AIDS	X		1.341.663	0	
HTI083	Civil Society Strengthening NW	Multi-Sector	X		406.573	0	
HTI088	Response to post hurricane	Multi-Sector			807.528	0	
HTI089	Tropical Storm Reconstruction Project	Infrastructure		X	15.127.821	0	
HTI090	Global Funding	Integrated & Other	X		323.471	0	
HTI091	Solid Waste Removal in Metropolitan Port-au-Prince	Civil Society Strengthening	X		60.710	0	
HTI092	CRS/USAID	Civil Society Strengthening		X	400.379	0	
Totals			15	2	2	24.337.003	593.361

* *project type : Development, Rehabilitation, Emergency relief*

HONDURAS



Population:	6.7 million
Urban Population:	54%
Major Ethnic and Linguistic Groups:	Mestizo - 90% Amerindian - 7%
Religions:	Roman Catholic - 97%
Population Growth Rate:	2.32%
Life Expectancy:	66.7 years
Infant Mortality:	30 per 1,000 live births
Under Five Mortality:	38 per 1,000 live births
Maternal Mortality Rate:	110 per 100,000 live births
GNP Per Capita:	\$900
Percentage of Literate Adult Males:	76%
Percentage of Literate Adult Females:	76%
Population With Access To Safe Drinking Water:	88%

CARE Honduras

Lead / Coordinating Member (s) : USA

International Staff : 2

National Staff : 146

Total Staff : 148

CO Summary : CARE began operations in Honduras in 1954, providing emergency assistance to hurricane victims and running small-scale food programs. CARE officially established its country office in Honduras in 1959, beginning with food distribution programs and eventually moving toward a sustainable development program. CARE Honduras' current projects include maternal and child health and nutrition, small enterprise development, agroforestry, irrigation, micro-watershed protection and environmental education.

	Project Number and Project Title	Primary Sector	Type *			Cash Expenditure	Agriculture Commodity
			D	R	E		
HND 082	Proyecto de Mercadeo y Exportación (PROMEXPORT)	Basic and Girls Education	X			39.479	0
HND026	CAMI (Manejo de Riesgo para el Desarrollo Local)	Emergency Response			X	0	0
HND031	Mission Development	Other	X			35.105	0
HND047	EXTENSA (Extension para la Seguridad Alimentaria)	ANR	X			459.187	0
HND048	PODER (Proyecto Oportunidades Desarrollo Empleo Rural)	ANR	X			1.219.110	346.865
HND049	HOGASA (Hogares Gestores de Atencion en Salud)	Child Health	X			1.172.418	361.023
HND057 - HN352	PROHACE (Proyecto de Hondureño Asociados para la Calidad de la Educación)	Basic and Girls Education	X			61.707	0
HND064	CREEME (Crecimiento Economico para el Microempresario)	SEAD	X			357.964	0
HND074	PASOS II (Proyecto de Agua y Saneamiento Sostenible)-HN275, HN276, HN334	WATSAN	X			1.378.447	0
HND076	Proyecto de Exportación de Café PROEXPORT II Coffee Export - CA212, HN283, HN325	SEAD	X			150.410	0
HND078	ENTRA	Basic and Girls Education	X			195.794	0

	Project Number and Project Title	Primary Sector	Type *			Cash Expenditure	Agriculture Commodity
			D	R	E		
HND078 - HN330	PROMEBA Proyecto de Mejoramiento de la Calidad de la Educación Básica en el I y II	Basic and Girls Education	X				
HND079	ALCOMBATSIDA (Alianzas para Combatir el SIDA)	Maternal/Reproductive Health	X			34.707	0
HND083	PRIMERO APRENDO	Basic and Girls Education	X			105.563	0
HND083 - HH339	Iniciativa PACTFI Renacer Para la Niñez Hondureña	Basic and Girls Education	X				
HND084	PAE (Proyecto de Alternativa Económicas)	Basic and Girls Education	X			83.890	0
HND081	IMANAS II (Alianza interinstitucional mejoramiento alimentario y nutricional)...	HIV/AIDS	X			67.013	0
HND086	Emergency Preparedness CA	Other			X	353.550	0
HND087	SETCO/ADMON F.A.HONDURAS	Other	X			63.874	0
Totals			17	0	2	5.778.218	707.888

* project type : Development, Rehabilitation, Emergency relief

NICARAGUA



Population:	5.1 million
Urban Population:	57%
Major Ethnic and Linguistic Groups:	Mestizo - 69% White - 17% , Black - 9% Amerindian - 5%
Religions:	Roman Catholic - 85%
Population Growth Rate:	2.03%
Life Expectancy:	69.7 years
Infant Mortality:	31 per 1,000 live births
Under Five Mortality:	43 per 1,000 live births
Maternal Mortality Rate:	150 per 100,000 live births
GNP Per Capita:	\$420
Percentage of Literate Adult Males:	67%
Percentage of Literate Adult Females:	68%
Population With Access To Safe Drinking Water:	77%

CARE Nicaragua

Lead / Coordinating Member (s) : USA
International Staff : 1
National Staff : 75
Total Staff : 76

CO Summary : CARE began operations in Nicaragua in 1966 and has continued working there, uninterrupted, despite political turmoil and civil war. During the 1960s and 1970s, CARE Nicaragua worked mostly in education and primary health care. During the 1980s, CARE expanded its focus to include safe pesticide use, agricultural development and water-system construction. Since 1990, CARE has embarked on a far-reaching rural water, sanitation and preventive health programme, and has expanded its activities in sustainable agriculture and natural resources management.

	Project Number and Project Title	Primary Sector	Type *			Cash Expenditure	Agriculture Commodity
			D	R	E		
NIC064	Programme Development	WATSAN	X			629.835	0
NIC066	Potable Water Latrines and Health Education (PALESA)	WATSAN	X			317.352	0
NIC076	Child Survival XVIII	Child Health	X			235.370	0
NIC088	Agencia de Coordinacion Territorial Project	WATSAN	X				0
NIC098	Salud Reproductiva de Adolescentes en Estelí	HIV/AIDS	X				0
NIC114	PROARCA	ANR	X				0
NIC116	Sistema Integrado de Vigilancia de las Intervenciones de Nutrición	Nutritional Support	X			29.977	0
NIC117	PAININ Project in San Nicolas	Basic and Girls Education	X			3.899	0
NIC118	PAININ Project in San Rafael	Basic and Girls Education	X			27.621	0
NIC119	PAININ Project in San Ramon	Other	X			0	0
NIC120	Proyecto de Agua Potable para cinco municipalidades de los Deptos. de Nueva	WATSAN	X			294.525	0
NIC121	PAININ Project--San Jose de Cusmapa	Basic and Girls Education	X				
NIC122	PAININ--Project El Cua-Bocay	Other			X	93.873	0
NIC123	PAININ Project San Lucas	Basic and Girls Education	X				

	Project Number and Project Title	Primary Sector	Type *			Cash Expenditure	Agriculture Commodity
			D	R	E		
NIC125	Natural Resource Management of Farms in the Micro-watershed of La Majada and the	ANR	X			45.721	0
NIC128	Mejorando la Calidad Educativa para la ninez en seis comunidades de Jinotega.	Basic and Girls Education	X			86.619	0
NIC130	ISTI-MOST-SIVIN	Nutritional Support	X			13.046	0
NIC131	GoA-PROSAE II	Reproductive Health	X			114.221	0
NIC134	Proyecto Salud Integral en la Comunidad (PROSIC)	Child Health	X			47.610	0
NIC135	Alternativas Educativas para la Erradicacion del Trabajo Infantil.	Basic and Girls Education	X			71.422	0
NIC136	CARTERA POSAF II	Integrated & Other	X			62.812	0
NIC137	Early Warning Systems in Communities around Cerro Negro Volcano Complex	Other	X			302.388	0
NIC138	DOL REGIONAL	Basic and Girls Education	X			1.151.129	0
NIC140	Manejo Riesgo en la	Other	X			0	0
NIC141	Fortalecimiento a Redes de adolescentes en el departamento de Madriz.	Integrated & Other	X			15.895	0
NIC142	PAININ RIO BLANCO	Basic and Girls Education	X			107.867	0
NIC143	Iniciativa de Escuelas Amigas y Saludables en Jalapa	WATSAN	X			18.456	0
NIC144	Fortalecimiento de la Gestión Local del Riesgo en Estelí	Other			X	27.479	0
NIC145	Gestión educativa para el Desarrollo (PROGEDES)	Basic and Girls Education	X			68.711	0
NIC146	Las Metas del Milenio en la Planificación Local	Governance, mun. development	X			27.226	0
NIC147	LAC PPA CIVIL SOCIETY NW	Governance, mun. development	X			40.766	0
NIC148	Centros de Albergue en Puerto Cabezas y Bluefields para enfrentar emergencias	Emergency Response			X		
Totals			29	0	3	3.833.820	0

* project type : Development, Rehabilitation, Emergency relief

PERU



Population:	28.4 million
Urban Population:	73%
Major Ethnic and Linguistic Groups:	Amerindian - 45% Mestizo - 37% White - 15%
Religions:	Roman Catholic - 90%
Population Growth Rate:	1.61%
Life Expectancy:	70.9 years
Infant Mortality:	37 per 1,000 live births
Under Five Mortality:	39 per 1,000 live births
Maternal Mortality Rate:	190 per 100,000 live births
GNP Per Capita:	\$2,000
Percentage of Literate Adult Males:	95%
Percentage of Literate Adult Females:	87%
Percentage Population With Access To Safe Drinking Water:	80%

CARE Peru

Lead / Coordinating Member (s) :	USA
International Staff :	1
National Staff :	235
Total Staff :	236

CO Summary : In 1970, the Peruvian government invited CARE to help respond to an earthquake emergency. Today, CARE's work in Peru also includes food security, agriculture/community development, small economic activity development, education and health; together, these projects benefit more than 1 million of the poorest people in the country. All projects focus on making significant and sustainable improvements in the lives of project participants, which can continue after CARE's involvement ends.

Project Number and Project Title		Primary Sector	Type *			Cash Expenditures	Agriculture Commodities
			D	R	E		
none provided	Influencia política en Educación Intercultural y Bilingüe ante las IFIs, P, E, B	Other	X				
PER033	WARU WARU Project	ANR	X			18.284	0
PER036	Monetization Project	Other	X			78.847	0
PER039	integrated small in	SEAD	X			16.959.817	0
PER047	Monetization	Other	X			59.285	0
PER055	Mission Development	Other	X			244.955	0
PER059	El Nino Emergency P	Other			X	244.955	0
PER068	Improving Basic Ser	I/O Health	X			60.995	0
PER079	Child Survival in Pero	Maternal/Reproductive Health	X			24.413	0
PER 117 PE502	COMPENSACION EQUITATIVA POR SERVICIOS AMBIENTALES - HIDROLOGICOS	ANR	X				
PER 414	Proyecto Urbano de tratamiento de residuos sólidos para el mejoramiento de la sa	WATSAN	X				
PER062	INTEGRANDO Y APLICANDO TECNOLOGIAS PARA PRODUCTORES DE PAPA DE ESCASOS RECURSOS	ANR	X			17.230	0

Project Number and Project Title		Primary Sector	Type *			Cash Expenditures	Agriculture Commodities
			D	R	E		
PER064	REHASER	WATSAN	X			62.814	0
PER073	Rural Potable Water and Health - PROPILAS II	WATSAN	X			381.251	0
PER076	Business Services Center -PRA/CSE	SEAD	X			319.330	0
PER077	Foundations to Enhance Management of Maternal Emergencies (FEMME-PERU)	Maternal/Reproductive Health	X			24.413	0
PER084	MUSA	I/O Health	X			28	0
PER086	Sustainable Food Security in Peru	Civil Society Strengthening	X			3.745.478	0
	Revaloración y Desarrollo Comercial de Quinua Nativa - PAL QUINUA	ANR	X				
	INCREMENTO DEL INGRESO DE LOS PRODUCTORES DE FRIJOL CANARIO DEL VALLE DE CONDE	ANR	X				
PER087	Regional Strengthening for Decentralization and Development -SOCIDES	Civil Society Strengthening	X			1.324	0
PER088	New Bilingual and Multicultural Education - EDUBIMA	Basic and Girls Education	X			134.548	0
PER093	Prevención y Erradicación del Trabajo Infantil	Civil Society Strengthening	X			16.874	0
PER094	Strengthening Prevention and Control of Aids in Perú	HIV/AIDS	X			6.405.988	0
PER096	Strengthening Prevention and Control of Tuberculosis in Peru	HIV/AIDS	X			12.571.940	0
PER097	Mejorando la Salud de los Pobres: Un Enfoque Derechos Humanos	Child Health	X			667.808	0
PER098	New bilingual and Muticultural Education in the Andes (EDUBINA)	Basic and Girls Education	X			86.952	0
PER099	CARE CANADA	SEAD	X			630	0
PER100	Focades Binational	Other	X			21.374	0
PER101	PRONASAR PIURA	WATSAN	X			598.554	0
PER101460	ASISTENCIA TECNICA PRONASAR1 Vilcashuamán	WATSAN		X			
PER101461	Asistencia Técnica PRONASAR2 Fajardo - Ayacucho	WATSAN	X				
PER102	AGUA POTABLE, SANEAMIENTO E HIGIENE MELGAR	WATSAN	X			109.108	0

Project Number and Project Title		Primary Sector	Type *			Cash Expenditures	Agriculture Commodities
			D	R	E		
PER103	PRONASAR URBANO	WATSAN	X			112.953	0
PER104	NEW VOICES INICIATIVE	Other	X			22.613	0
PER105	FORTALECE II: STRENGTHENING AND BUILDING CAPACITIES FOR DEMOCRACY AND DECENTRALI	Governance, mun. development	X			575.315	0
PER106	PROPOLI	Civil Society Strengthening	X			150.039	0
PER107	Sup. Construc. Agua y Sanea	WATSAN	X			81.748	0
PER108	CHOPCCAS	Maternal/Reproductive Health	X			169.534	0
PER109 PE485	GOBERNABILIDAD EN LA PROVINCIA DE CELENDIN	Governance, mun. development	X			43.197	0
PER110	GENERACION DE INGRESOS Y EMPLEOS - DESARROLLO DE CADENA DE VALOR DE GANADO VACUN	SEAD	X			76.314	0
PER111- PE484	Acceso al crédito con cadenas productivas en zonas rurales	SEAD	X			711	0
PER112	Strengthening Milk and Cheese Production in Bolognesi Province, Ancash, Peru	SEAD	X			305.449	0
PER113	Strategic Alliances between Private Enterprise and Impoverished Artichoke Producers (Ancash region)	SEAD	X			16.054	0
PER114	Reducing Child Acute Respiratory Infections through the Installation of improved Stoves (rural communities of Cajamarca)	I/O Health	X			17.210	0
PER115	Influencing the International Financial Institutions on Intercultural Bilingual Education	Basic and Girls' Education	X			23.748	0
PER116	DECABI	Emergency Response			X	22.363	0
PER117	Equitable Payments for Watershed Services: Phase 1, Making the Business Case	Multi-Sector	X			3.895	0
PER118	Capacity Building in Production of Mango, Sweet Lemon, Prickly Pear and Cochineal and Breeding Guinea Pigs	ANR	X			223	0
PER119	Calidad y Equidad de la Educación Intercultural en Puno	Basic and Girls Education	X			43.456	0
PER120	Mining, Local Governance and Sustainable Development	Multi-Sector	X			402	0
PER910	Co shared Gcia. Y Fina					109.813	0

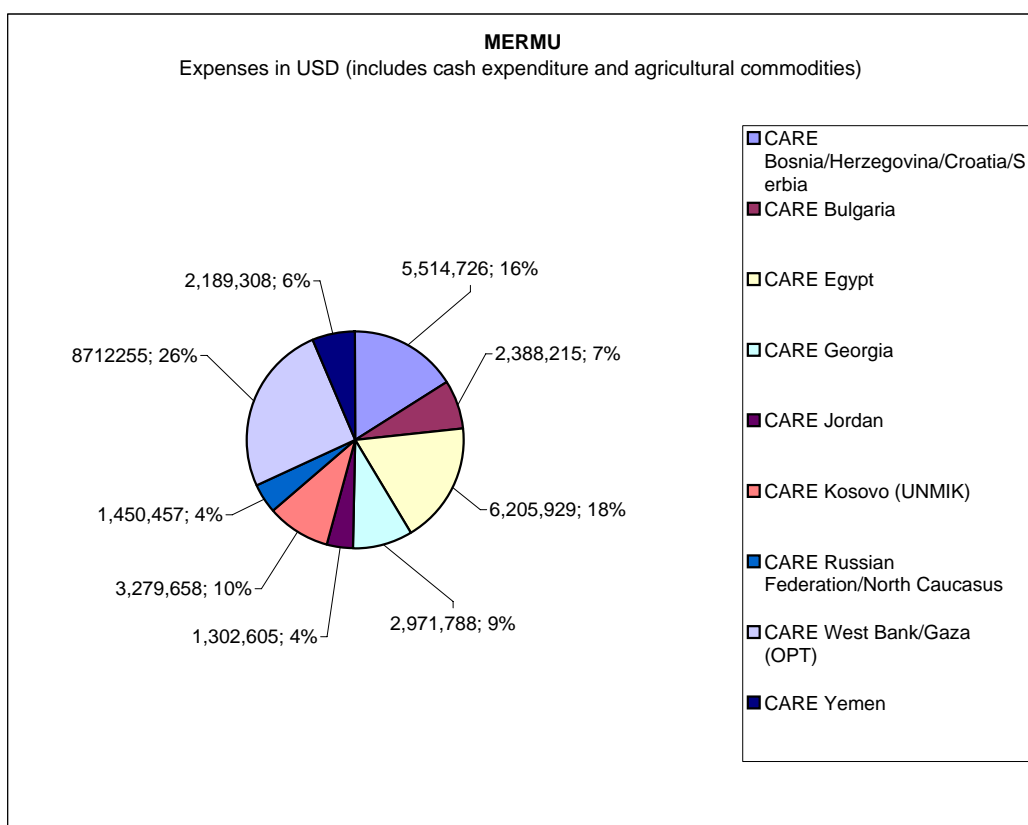
Project Number and Project Title	Primary Sector	Type *			Cash Expenditures	Agriculture Commodities	
		D	R	E			
PER999	ELIMINAR - COCINAS MEJORADAS	Civil Society Strengthening	X				
PER99912	ELIMINAR PRUEBA	Civil Society Strengthening	X				
PER99912	ELIMINAR DE LA CADENA PRODUCTIVA DE LECHE	Other	X				
PER99913	EMILINAR JCHAVEZ22	Civil Society Strengthening	X				
PER99914	ELIMINAR CENTER OF ECONOMIC SERVICES (PRA CUZCO)	SEAD	X				
PER99915	ELIMINAR Asistencia Técnica PRONASAR1 - Huánuco	WATSAN	X				
PER9992	ELIMINAR FEMME PERU	I/O Health	X				
PER9993	ELIMINAR PROYECT JALVARADO	Nutritional Support			X		
PER9994	ELIMINAR redesa ayacucho	Infrastructure		X			
PER9995	ELIMINAR SUPERVISION TECNICA FONDO CONTRAVALOR	Infrastructure		X			
PER9996	ELIMINAR Proyecto Urbano de Tratamiento de Residuos Sólidos	WATSAN	X				
PER9997	ELIMINAR PRONASAR HUANUCO	WATSAN	X				
PER9999	ELIMINAR JCHAVEZ	Civil Society Strengthening		X			
Totals			57	4	3	44.632.232	0

* project type : Development, Rehabilitation, Emergency relief

Middle East and Europe

Middle East and Europe

OfficeName	Number of Staff		TOTAL
	National	International	
Middle East & Europe			
CARE Bosnia/Herzegovina/Croatia/Serbia	43	2	45
CARE Bulgaria	20	1	21
CARE Egypt	210	7	217
CARE Georgia	73	4	77
CARE Jordan	63	1	64
CARE Kosovo (UNMIK)	70	3	73
CARE Russian Federation/North Caucasus	136	3	139
CARE West Bank/Gaza (OPT)	65	4	69
CARE Yemen	90	2	92
TOTAL	770	27	797



BOSNIA and HERZEGOVINA/CROATIA



Population:	4 million
Urban Population:	43%
Major Ethnic and Linguistic Groups:	Bosniak - 48% Serb - 37% Croat - 14%
Religions:	Muslim - 40% Orthodox - 31% Roman Catholic - 15% Protestant - 4%
Population Growth Rate:	0.48%
Life Expectancy:	72.3 years
Infant Mortality:	23 per 1,000 live births
Under Five Mortality:	18 per 1,000 live births
Maternal Mortality Rate:	10 per 100,000 live births
GNP Per Capita:	\$1,240

CARE Bosnia/Herzegovina/Croatia/Serbia

Lead / Coordinating Member (s) : USA
International Staff : 2
National Staff : 43
Total Staff : 45

CO Summary : CARE Bosnia and Herzegovina / Croatia (CARE BHC) has existed since early 1994 when a programme of emergency outreach activities was established. Over the next five years, CARE provided humanitarian assistance and social protection services to over 75,000 vulnerable people throughout BiH and Croatia. Since then, CARE BHC's program has expanded and elaborated to meet the changing needs of the region's vulnerable population. The early needs were initially purely humanitarian in nature. The agenda changed to rehabilitation and ultimately to longer-term development focusing on civil society development and public and economic sector reforms that will allow BiH and Croatia to become equal partners with their neighbors in the EU. Since 1994 CARE has implemented over US\$75 M in programming in BiH through funding from all major donors (EU, USAID, CIDA, JICA, Royal Netherlands Embassy, NORAD, etc.)

Project Number	Project Title	Primary Sector	Type *			Cash Expenditure	Agriculture Commodity
			D	R	E		
BIH035	Strengthening Women's Civil Society Organisations in Northern, Western and Easte	Civil Society Strengthening	X			952,649	0
BIH054	Support to returnees - ED	Conflict Mit. & Peace-Building		X		985,311	0
BIH055	Combating HIV/AIDS	Reproductive Health	X			15,000	0
BIH057	Integrated Rehabilitation Program - Municipality of Foca	ANR		X		2,509,917	0
BIH060	Balkan Youth Project Strengthening the youth sector in south east Europe	Civil Society Strengthening	X			71,670	0
BIH068	SDRA - CS		X			311,102	0
BIH070	Support to poverty reduction	Civil Society Strengthening	X			21,127	0
BIH071	IOM Anti-Trafficking	SEAD	X			3	0
SCG112	Community Advocacy		X			161,970	0
SCG116	Roma Access to Economic Development and Employment Opportunities		X			218,529	0
SCG117	Winterisation for ROMA		X			157,156	0
SCG118	Youth Activists – combating racism, xenophobia an discrimination and promoting		X			110,292	0
Totals			10	2	0	5,514,726	0

* project type : Development, Rehabilitation, Emergency relief

BULGARIA



Population:	7,7 million (DESA 2004)
Urban Population:	70% (UNICEF 2007)
Major Ethnic and Linguistic Groups:	Bulgarian 83.9%, Turk 9.4%, Roma 4.7%, other 2% (including Macedonian, Armenian, Tatar, Circassian) (2001 census)
Religions:	Bulgarian Orthodox 82.6%, Muslim 12.2%, other Christian 1.2%, other 4% (2001 census)
Population Growth Rate:	-0.86% (2006 est.)
Life Expectancy:	72.4
Infant Mortality:	19.85 deaths/1,000 live births
Under Five Mortality:	15 per 1,000 live births (UNICEF 2007)
Maternal Mortality Rate:	
GNP Per Capita:	3, 450 (World Bank, Gross National Income per capita)
Percentage of Literate Adult Males:	99.1%
Percentage of Literate Adult Females:	98.2%
Population With Access To Safe Drinking Water:	99% (WHO 2006)

CARE Bulgaria

Lead / Coordinating Member (s) : Österreich
International Staff : 1
National Staff : 20
Total Staff : 21

CO Summary : CARE International began its activities in Bulgaria in 1990, and established its country office in 1997 in Sofia. Prior to the establishment of the local office, CARE's main focus of activity was to provide humanitarian aid. After the 1997 Bulgarian crisis, the program expanded to include not only humanitarian assistance, but projects in cooperation with the government and non-governmental organizations to develop structural and policy reforms in the social sector. CARE has built a solid base across Bulgaria working in many regions alongside government and municipal officials, health and social service professionals and a diverse range of community members. CARE Bulgaria has been at the forefront of training groups of social workers and social practitioners in client oriented delivery of services and assisting in the establishment of new kinds of social services, such as Social Advice Centers.

Project Number and Project Title		Primary Sector	Type *			Cash Expenditure	Agriculture Commodity
			D	R	E		
BGR012	C- OST DDR	Other	X			1,001	0
BGR013	C- OST CWR	Other	X			1,800	0
BGR017	C-BG / Freudengerg Stiftung	Other	X			7,448	0
BGR019	C-OST / LLL	Basic and Girls Education	X			101,705	0
BGR021	C-BG / Urbanization UNDP	Basic and Girls Education	X			7,211	0
BGR022	C-OST/ADA PETROVO	Basic and Girls Education	X			40,667	0
BGR023	C-DEU / Action Mensch #2	Other	X			43,232	0
BGR024	C-BG / CWR WB Rouse	Other	X			199,835	0
BGR025	C-BG / CWR WB Silver	Other	X			173,549	0
BGR026	C-NLD / MATRA #2	Maternal/Reproductive Health	X			150,437	0
BGR027	UNICEF Anti Skills	Basic and Girls Education	X			17,572	0
BGR028	C-BG ILO	Other	X			27,758	0
BGR029	UNICEF Anti Violence	Other	X			46,300	0
BGR030	C-OST Emergency Response	Other			X	58,045	0
BGR032	C-USA Emergency Response	Other			X	374,402	0
BGR034	C-USA Flood Relief Program	Emergency Response			X	1,077,225	0

Project Number and Project Title		Primary Sector	Type *			Cash Expenditure	Agriculture Commodity
			D	R	E		
BGR035	C-OST Anti Trafficking II	Civil Society Strengthening	X			30,688	0
BGR036	C-OST Anti Trafficking III	Civil Society Strengthening	X			27,513	0
BGR037	C-USA Avian Flu	Emergency Response	X			1,827	0
Totals			16	0	3	2,388,215	0

* project type : Development, Rehabilitation, Emergency relief

EGYPT



Population:	74.7 million
Urban Population:	43%
Major Ethnic and Linguistic Groups:	Eastern Hamitic - 99% Armenian, Nubian, Greek, other - 1%
Religions:	Muslim (mostly Sunni) - 94% Coptic Christian, other - 6%
Population Growth Rate:	1.88%
Life Expectancy:	70.4 years
Infant Mortality:	35 per 1,000 live births
Under Five Mortality:	41 per 1,000 live births
Maternal Mortality Rate:	80 per 100,000 live births
GNP Per Capita:	\$1,530
Percentage of Literate Adult Males:	68%
Percentage of Literate Adult Females:	47%
Population With Access To Safe Drinking Water:	97%

CARE Egypt

Lead / Coordinating Member (s) : USA

International Staff : 7

National Staff : 210

Total Staff : 217

CO CARE Egypt was established in 1954. Until 1967, CARE was involved in a nationwide school feeding program. Between 1977 and 1986, a relief feeding program was added for Sinai Bedouin. Since then, CARE has become actively involved in development programming in agriculture, fisheries, community development, small economic activity development and education. CARE's current projects focus on building the capacity of community-based non-governmental organizations to carry out development projects independently.

Project Number and Project Title	Primary Sector	Type *			Cash Expenditure	Agriculture Commodity	
		D	R	E			
EG041	New School Program	Basic and Girls Education	X			1,852,088	0
EG044	Integrated Development with Emphasis on Water and Sanitation Projects (ALIVE)	SEAD	X			1,079,259	0
EG045	Safe Agriculture for Farmers in Egypt (SAFE)	Civil Society Strengthening	X			336,389	0
EG046	Euro-Med Participatory Water Resources Scenarios- EMPOWERS	Civil Society Strengthening	X			253,197	0
EG047	AERI	Civil Society Strengthening	X			2,438,397	0
EG048	Rights and Responsibilities Redirected for Results (R4)	Multi-Sector	X			25,599	0
EG049	Awareness Against AIDS(AAA)	HIV/AIDS	X			94,937	0
EGY050	BG Challenge		X			74,373	0
EGY051	Water and Stabiliyt	Civil Society Strengthening	X			51,690	0
Totals			9	0	0	6,205,929	0

* project type : Development, Rehabilitation, Emergency relief

GEORGIA



Population:	4.9 million
Urban Population:	56%
Major Ethnic and Linguistic Groups:	Georgian - 70% , Armenian - 8% Azeri - 6% , Russian - 6% Ossetian - 3% , Abkhaz - 2%
Religions:	Georgian Orthodox - 65% Muslim - 11% Russian Orthodox - 10% Armenian Apostolic - 8%
Population Growth Rate:	-0.52%
Life Expectancy:	64.8 years
Infant Mortality:	51 per 1,000 live births
Under Five Mortality:	29 per 1,000 live births
Maternal Mortality Rate:	50 per 100,000 live births
GNP Per Capita:	\$620
Percentage of Literate Adult Males:	100%
Percentage of Literate Adult Females:	98%
Population With Access To Safe Drinking Water:	79%

CARE Georgia

Lead / Coordinating Member (s) : USA
International Staff : 4
National Staff : 73
Total Staff : 77

CO Summary : 1993: Responding to the refugee crises caused by armed conflicts, CARE starts working in Armenia, Azerbaijan and Georgia, delivering food, medicines and blankets.
 1997: CARE's focus shifts to economic development. CARE works with farmers and small businesses to enable people to earn a living.
 2000: CARE's focus expands to include strengthening civil society in Georgia, in addition to promoting increased incomes of beneficiaries.
 2005: CARE's next 5 year strategic plan is developed and promotes strategies to help Georgians live with dignity. To do this, CARE will work in close collaboration with government and other stakeholders to leverage all possible resources and help address root causes of poverty.

Project Number and Project Title	Primary Sector	Type *			Cash Expenditure	Agriculture Commodity
		D	R	E		
GEO052 Sustainable Livelihoods in Adigeni and Adjacent Rayons (SLAAR)	ANR	X			544,341	0
GEO055 Community Investment Programme - West (CIP-W) (Georgia)	Civil Society Strengthening	X			1,601,544	0
GEO056 GAHP - Guria Adolescents Health Project	Maternal/Reproductive Health	X			279,292	0
GEO059 TASC 2	Maternal/Reproductive Health	X			258,302	0
GEO060 ELF - Enviromentally Sound Livestock Farming Project	ANR	X			267,709	
GEO061 Conflict Sensitivity	Civil Society Strengthening	X			7,784	0
GEO062 COPE - Conflict Prevention through Environmental Awareness for Youth	Civil Society Strengthening	X			12,816	0
Totals		7	0	0	2,971,788	0

* project type : Development, Rehabilitation, Emergency relief

JORDAN



Population:	5.5 million
Urban Population:	79%
Major Ethnic and Linguistic Groups:	Arab - 98% , Armenian - 1% Circassian - 1%
Religions:	Sunni Muslim - 92% Christian - 6%
Population Growth Rate:	2.78%
Life Expectancy:	77.9 years
Infant Mortality:	19 per 1,000 live births
Under Five Mortality:	33 per 1,000 live births
Maternal Mortality Rate:	41 per 100,000 live births
GNP Per Capita:	\$1,750
Percentage of Literate Adult Males:	96%
Percentage of Literate Adult Females:	86%
Population With Access To Safe Drinking Water:	96%

CARE Jordan

Lead / Coordinating Member (s) : Australia

International Staff : 1

National Staff : 63

Total Staff : 64

CO Summary :

CARE International in Jordan was founded in 1948 to provide relief services to post-war refugees by offering food assistance shelter and medical attention in both the East and West banks of the Jordan River. During the Gulf crisis in 1990, CARE provided assistance to the returnees and evacuees from the Gulf area. Operations in Jordan are focused on demonstrating innovative pilot projects using participatory community development approaches partnering with local communities and government institutions. CARE is also encouraging women to become more independent by helping them to make small investments, for example in livestock or tools, which in the long run will increase their family's income. Ninety-one per cent of Jordan is situated in an arid or semi-arid zone where farming is a very precarious way to make a living. CARE's work in Jordan focuses largely on improving communities' access to water. A CARE project, aptly named EMPOWERS (Euro-Med Participatory Water Resources Scenarios) is working directly in Jordan, Egypt and the Palestinian Territories of West Bank and Gaza to help improve access to water.

Project Number and Project Title	Primary Sector	Type *			Cash Expenditure	Agriculture Commodity
		D	R	E		
JOR036 Empowers	ANR	X			339,685	0
JOR042 Women's Voice Project		X			171,866	0
JOR048 Community Dev. Training for Urban Refugees in Jordan			X		220,633	0
JOR049 Ruwashied Refugees Camp			X		349,018	0
JOR051 Community Water Resources Management Project		X			15,510	0
JOR052 Community Dev. Training for Urban Refugees in Jordan - UNHCR			X		205,893	0
JOR053 Community Led Water Management Project		X			0	0
Totals		4	3	0	1,302,605	0

* project type : Development, Rehabilitation, Emergency relief

KOSOVO



Population:	10.7 million
Urban Population:	52%
Major Ethnic and Linguistic Groups:	Serbian - 63%, Albanian - 14% Montenegrin - 6%
Religions:	Orthodox - 65% ,Muslim - 19% Roman Catholic - 4%
Population Growth Rate:	-0.27%
Life Expectancy:	73.5 years
Infant Mortality:	17 deaths per 1,000 live births
Under Five Mortality:	20 deaths per 1,000 live births
Maternal Mortality Rate:	9 per 100,000 live births
GNP Per Capita:	\$940
Percentage of Literate Adult Males:	97%
Percentage of Literate Adult Females:	89%
Population With Access To Safe Drinking Water:	98%

CARE Kosovo

Lead / Coordinating Member (s) : USA
International Staff : 5
National Staff : 116
Total Staff : 121

CO Summary : CARE International has been operational in Kosovo and Macedonia since 1997, during which time it focused primarily on humanitarian assistance projects for the internally displaced and refugees from the various conflicts in the Balkans. At the time of the NATO bombings, CARE responded to the Kosovo refugee crisis by managing eight refugee camps, housing more than 120,000 people. CARE also established community service and health programs, including youth centers, information centers, mother and child health centers, trauma counseling and mine-awareness programs. Today, CARE International's programs in Kosovo support efforts of UNMIK and other Lead Agencies in strengthening civil society development through interventions in the social protection, civil society, reconciliation, education, economic and agricultural sectors. CARE works closely with the Kosovo ethnic Albanian, ethnic Serbian and other minority communities throughout Kosovo.

Project Number and Project Title		Primary Sector	Type *			Cash Expenditure	Agriculture Commodity
			D	R	E		
KSV007	UNFPA / RHSP	HIV/AIDS	X			407,356	0
KSV013	BMZ	Basic and Girls Education	X			346,180	0
KSV035	CIUK / DFID	Emergency Response	X			869,149	0
KSV038	Education and Inter-ethnic Dialogue for Advancing Human Rights (EIDHR)	Basic and Girls Education	X			657,924	0
KSV040	EAR - ZHITI	Other	X			757,850	0
KSV041	Firewood				X	187,882	0
KSV042	Regional Economic Development	SEAD	X			13,226	0
MKD	USAID - BID					40,091	0
Totals			6	0	1	3,279,658	0

* project type : Development, Rehabilitation, Emergency relief

RUSSIAN FEDERATION AND THE NORTH CAUCASUS



In Fiscal Year 2006 there were nine ongoing projects in the North Caucasus. Work is temporarily suspended. See CARE Canada's website for current information at: http://www.care.ca/work/projects/country_e.asp?country_id=106

CARE North Caucasus

Lead / Coordinating Member (s) : Canada
International Staff : 3
National Staff : 136
Total Staff : 139

CO Summary CARE Country office in North Caucasus, Russia was established in 2001 by CARE Austria, to implement programs of psychosocial help for the refugees from Chechnya in Ingushetia affected by military operation in Chechen Republic. Since June 2003 CO is operating with support and supervision of CARE Canada. CARE North Caucasus is implementing number of projects with the effort to provide psychosocial support and education for the refugees in Ingushetia and in the Chechen Republic. There are two expatriate staff working permanently in CO and CARE is looking forward to implementing new projects in the coming months; including vocational training, GBV, psychosocial and landmine awareness.

Project Number and Project Title	Primary Sector	Type			Cash Expenditure	Agriculture Commodity	
		D	R	E			
IGR002	Community Based Psychosocial Project - year 2	Basic and Girls' Education	X			693,396	0
IGR004	GBV (Gender-based Violence Program)	I/O Health	X			24,419	0
IGR005	Community Based Psychosocial Project for Vulnerable Youth Phase IV	Basic and Girls' Education	X			11,079	0
IGR006	Programme Development Strategy	Other	X			4,354	0
IGR007	Believe in YHOurself - Psychosocial Support	Other	X			1,480	0
IGR008	Consolidated Appeal Process (CAP) in Chechnya	Advocacy	X			354,391	0
IGR009	Community Based Psychosocial Project for Vulnerable Youth Phase V	Basic and Girls' Education	X			371,374	0
IGR010	Psychosocial Rehabilitation of Chechen School Children	Child Health		X		12,745	0
IGR011	Care Rehabilitation Center in Grozny	Child Health		X		2,531	0
Totals			7	2	0	1,475,769	0

* project type : Development, Rehabilitation, Emergency relief

WEST BANK/GAZA



Population:	3.1 million
Urban Population:	56%
Religions:	Sunni Islam - 98% , Christian - 2%
Population Growth Rate:	4.95%
Life Expectancy:	71 years
Infant Mortality:	25 per 1,000 live births
Under Five Mortality:	29 per 1,000 live births
Maternal Mortality Rate:	1,600 per 100,000 live births
GNP Per Capita:	\$1100
Percentage of Literate Adult Males:	84%
Percentage of Literate Adult Females:	84%

CARE West Bank/Gaza

Lead / Coordinating Member (s) : MEERMU

International Staff : 4

National Staff : 65

Total Staff : 69

CO Summary : CARE had a continuous presence in the West Bank/Gaza from 1948 to 1984 and reopened its mission in 1994, after the Oslo Declaration of Principles. The country office is located in Jerusalem with three sub-offices: one in Gaza city, one in Ramallah, and a third in the northern West Bank in Jenin. CARE works in partnership with 23 local and international NGOs, and nine government ministries and departments. The ongoing conflict in the occupied Palestinian territories is creates a very difficult working environment for CARE.

Project Number and Project Title	Primary Sector	Type *			Cash Expenditure	Agriculture Commodity	
		D	R	E			
WBG016	Civil Society and Democracy Strengthening Project (Tamkeen)	Civil Society Strengthening	X			202,536	0
WBG017	ERF				X	32,734	0
WBG024	EMPOWERS	WATSAN	X			237,624	0
WBG027	Emergency Medical Assistance Program - Phase 2 (EMAP II)	Emergency Response			X	2,974,280	0
WBG028	Sustainable Access for Food and Economic Security (SAFES)	ANR	X			289,365	0
WBG030	Promotion of Popular Theatre in Development (PPTD)	Other	X			47,009	0
WBG031	MOST	Nutritional Support	X			40,671	0
WBG032	Water Supply and Conservation in Areas Impoverished by "the wall" (Water 5)	WATSAN	X			626,210	0
WBG034	Improvement of Food Security in Villages Affected by "the Wall" (Food 3)	Emergency Response	X			468,651	0
WBG035	Livelihood Improvement in the Occupied Palestinian Territories	ANR	X			370,406	0
WBG036	Emergency Water Supply and Sanitation in the West Bank and Gaza Strip	Emergency Response	X			442,688	0

WBG037	Emergency Food Security Assistance to Households in the West Bank and Gaza	Emergency Response	X			540,619	0
WBG038	Emergency Assistance to Sustain Health Care Services in Jenin, Tubas, and Hebron	Emergency Response	X			1,164,778	0
WBG039	Emergency Medical Assistance Program – Phase 3 (EMAP III)	Emergency Response			X	1,274,684	0
Totals			11	0	3	8,712,255	0

* project type : Development, Rehabilitation, Emergency relief

YEMEN



Population:	19.4 million
Urban Population:	25%
Major Ethnic and Linguistic Groups:	Arab (predominant), Afro-Arab, South Asian, European -
Religions:	Muslim (Sunni and Shi'a), Jewish, Christian, Hindu -
Population Growth Rate:	3.42%
Life Expectancy:	61 years
Infant Mortality:	65 per 1,000 live births
Under Five Mortality:	107 per 1,000 live births
Maternal Mortality Rate:	350 per 100,000 live births
GNP Per Capita:	\$460
Percentage of Literate Adult Males:	71%
Percentage of Literate Adult Females:	30%
Population With Access To Safe Drinking Water:	69%

CARE Yemen

Lead / Coordinating Member (s) : Australia

International Staff : 2

National Staff : 90

Total Staff : 92

CO Summary : CARE Yemen was established in 1993. During the internal Somalia war many Somalia refugees came to Yemen. The Yemen Government asked all international organizations, Donor and INGOs to assist the refugees. CARE began with one relief project in south Yemen, and now has six development projects in many areas of Yemen and four project offices.

Project Number and Project Title	Primary Sector	Type *			Cash Expenditure	Agricultural Commodity
		D	R	E		
YEM039	ABYAN Spate Irrigation Project	X			3,300	0
YEM043	Building the Yemen Women Union	X			150,026	0
YEM046	Yemen Adult Lifskills & Literacy education	X			475,781	0
YEM047	Improve of small farmers Agriculture	X			96,896	0
YEM050	Western Highlands	X			370,714	0
YEM051	ABYAN WOMEN IN DEVT	X			65,862	0
YEM052	Food Security	X			298,354	0
YEM054	Basic provision-marginalized Groups	X			228,381	0
YEM055	Water Safety - MAHWIT	X			306,573	0
YEM057	Strengthening Women Association	X			141,910	0
YEM058	Poverty Alleviation-L.NGOs	X			41,848	0
YEM059	Women Empowerment	X			9,663	0
Totals		12	0	0	2,189,308	0

* project type : Development, Rehabilitation, Emergency relief